PEANUT VARIETY AND QUALITY EVALUATION RESULTS 2020

I. Agronomic and Grade Data

Maria Balota, Ph.D.
Associate Professor Crop Physiology
Virginia Tech – Tidewater AREC

Jeffrey Dunne, Ph.D.
Assistant Professor, Peanut Breeder
North Carolina State University

Alexandre Brice Cazenave, Ph.D.
Research Associate
Virginia Tech – Tidewater AREC

Dan Anco, Ph.D.
Peanut Extension Specialist
Clemson University

Wayne Nixon
Agronomist
Severn Peanut Co.

TECHNICAL SUPPORT:

F. Bryant, Ag Specialist
Z. Dunlow, Ag Specialist
F. Cherry, Ag Technician

Virginia Polytechnic Institute and State University
Virginia Agricultural Experiment Station
Tidewater Agricultural Research and Extension Center
Suffolk, Virginia 23437

January 2021

ACKNOWLEDGEMENTS

FINANCIAL SUPPORT

The authors gratefully acknowledge financial support from the following institutions and organizations:

Virginia Tech

Virginia Agricultural Experiment Station

NC State University

National Peanut Shellers Association

South Carolina Peanut Growers

North Carolina Peanut Growers

Virginia Crop Improvement Association

TECHNICAL SUPPORT

The following agricultural specialists, technicians, and lab assistants are gratefully acknowledged for their professionalism, and dedication to achieve tasks on time and in a collegial manner: Frank Bryant, Fitz Cherry, Zoe Dunlow, and Sayantan Sarkar.

Zoe Dunlow

Fitz Cherry

Frank Bryant

Sayantan Sarkar

All of the following cooperators are also acknowledged for their various support provided to the PVQE program in 2020.

LIST OF COOPERATORS

Virginia Tech, Virginia Agricultural Experiment Station, and VCIA
- Mr. K. Jones, Farm Manager, Tidewater AREC
- Mr. B. Slye, Assistant Farm Manager, Tidewater AREC
- Mr. P. Browning, VCIA
- Mr. T. Hardiman, VCIA

Other universities
- Dr. J. Dunne, NCSU
- Dr. D. Anco, Clemson
- Dr. B. Tillman, University of Florida
- Mr. C. Bogle, Upper Coastal Plain Research Station, NCSU

Growers
- Mr. T. Slade, Martin Co., NC
- Mr. D. McDuffie, Bladen Co., NC

County Agents
- Ms. L. Preisser, Isle of Wight Co., VA
- Mr. S. Reiter, Prince George Co., VA
- Mr. M. Parrish, Dinwiddie Co., VA
- Ms. E. Pittman, Suffolk Co. VA
- Ms. S. Rutherford, Greensville Co. VA
- Mr. J. Holland, Southampton Co., VA
- Mr. L. Grimes, Martin Co., NC

Commodity Groups
- Mr. D. Cotton, Virginia Peanut Board
- Mr. B. Sutter, North Carolina Peanut Board
- Ms. M. Copelan, South Carolina Peanut Board

Companies
- Mr. M. Simmons, Birdsong Peanut
- Mr. K. Bennett, Birdsong Peanut
- Mr. J. Laine, Wakefield Peanut Company
- Mr. B. Gwaltney, Indika Farms, Inc.

Amadas Industries
AMVAC
BASF Corporation
Bayer Crop Science
Coastal Chemical Corporation
Dow Agro Sciences LLC
DuPont
Helena
Monsanto
Syngenta Crop Protection
Valent USA Corporation

ABBREVIATIONS

LSK, Loose Shelled Kernels, percent of kernels or portions of kernels free from hulls and scattered throughout the pod sample.

FM, Foreign Material, percent of anything other than mature pods found in the sample, including dirt, vines, sticks, stones, insects, broken shells, and raisins (immature pods with shriveled and shrunken shells that cannot be mechanically shelled.

Moisture, percent kernel moisture at grading, as determined by an electronic moisture meter.

Fancy, percent pods that fell through a 38/64 inch opening but rode a 34/64 inch opening on the pre-sizer.

Jumbo, percent pods that rode the 38/64 inch opening on the pre-sizer.

ELK, Extra Large Kernels, percent kernels which ride a 21.5/64 x 1 inch slotted screen.

SS, Sound Splits, percent split or broken kernels which are not damaged. Portions less than 1/4 of a whole kernel are not included but go into other kernels.

DK, Damaged Kernels, percent moldy and decayed kernels, or with skin and flesh discoloration due to insects and weather damage.

OK, Other Kernels, percent kernels passing through a 15/64 x 1 inch slotted screen. Splits and broken pieces, 1/4 kernel or larger which pass through this screen are considered SS or DK depending upon their condition.

SMK, Sound Mature Kernels, percent whole kernels which ride a 15/64 x 1 inch slotted screen. Splits that ride this screen are included as SS or DK, as the case may be.

TM, Total Kernels, percent all kernels in the shelling sample including SMK, SS, OK, and DK.

Support Price ($/lb), price based on USDA – FSA formula.

Yield (lb/A), plot weights converted to an acre basis. All yields are adjusted to a standard 7% moisture with FM deducted.

Value ($/A), crop value computed by the following formula:

Value = (Yield * Support Price)

TABLE OF CONTENTS

LIST OF TABLES

INTRODUCTION

Due to suitability to the environmental conditions and existence of a strong peanut industry tailored to process primarily the large-seeded Virginia-type peanut, growers in Virginia, North Carolina, and South Carolina generally grow Virginia-type cultivars. In the view of a common interest in the Virginia-type peanut, the three states are working together through a multi-state project, the Peanut Variety Quality Evaluation (PVQE), to evaluate advanced breeding lines and commercial cultivars throughout their production regions. The objectives of this project are: 1) to determine yield, grade, quality, and disease response of commercial cultivars and advanced breeding lines at various locations in Virginia and the Carolinas, 2) develop a database for Virginia-type peanut to allow research-based selection of the best genotypes by growers, industry, and the breeding programs, and 3) to identify the most-suited peanut genotypes for various regions that can be developed into varieties. This report contains agronomic and grade data of the PVQE tests in 2020.

2019 TAREC Field Day participants

PVQE Variety trial at TAREC Research Farm

Plant Material and Test Location

PLANT MATERIAL AND TEST LOCATIONS

In 2020, PVQE included 30 genotypes: 6 commercial varieties, including the line N12008olCLSmT released in 2017 as Bailey II, and 24 advanced breeding lines developed by the North Carolina State University peanut breeding program (Table 1). All breeding lines have the 'high oleic acid' characteristic and they are marked by 'ol' letters in their names; the commercial cultivars are conventional for this trait with the exception of Sullivan and Wynne. Genotypes were planted from May 13 through June 10 at six locations: the Tidewater AREC in Suffolk, VA, Martin Co., NC, the Upper Coastal Plain Research Station (UCPRS) near Rocky Mount, NC, Bladen County, NC, the Edisto Research and Education Center at Blackville, SC, and Pee Dee Research and Extension Center at Florence, SC. At Suffolk and Martin two digging dates and two replications within each digging date were planted in a RCBD design. The first digging date was approximately two weeks earlier than the optimum harvest date (the second digging date in this test). This setting allows identification of early maturing varieties. At the UCPRS and Bladen County, only one digging date (optimum) replicated twice at each site was planted. With the exception of Florence for which only yield data are available, for all other locations, cultivars were compared with the breeding lines for yield and grading characteristics, as the ultimate objective is development of improved Virginia-type peanut cultivars.

Rocky Mount, NC,
Superintendent Clyde Bogle

Martin, NC

Suffolk, VA

Plant Material and Test Location

PLANT MATERIAL AND TEST LOCATIONS

Table 1. Names and parentage of the genotypes (advanced breeding lines and commercial varieties) evaluated in 2020.

Genotype number	Variety/line	Parentage
1	Bailey	NC 12C*2 / N96076L
2	Bailey II	Bailey / XO7016 (BC2F1 – 04:F01)
3	Emery	N03079FT*2 / Brantley
4	Sullivan	Bailey / X03034 (F01)
5	Walton	2000x10-1-B2-3-2-2/97x48-HO3-7-B2-2-b3-B
6	Wynne	N03079FT / X03034 (F01)
7	N14001	N02006 // X05012, N02006 / N02064ol
8	N14002olJ	N03079FT // X05024, N03079FT / N02064ol
9	N14004olJ	Bailey // X05027, Bailey / N02060ol
10	N14007	Phillips / N99121CSm, X00044 /3/ X05036, Phillips / N99121CSm, X00044 // N02064ol
11	N14009	Phillips / N99121CSm, X00044 /3/ X05036, Phillips / N99121CSm, X00044 // N02064ol
12	N15066	N02054ol // N02005 / N02054ol, X03138 /3/ N03084FT
13	N14023ol [1]	N01015T / N00098ol (Gre), X02083 (F2-01-S-01-S-05: F07) // Sugg
14	N14027olJ	Bailey /4/ X07019, Bailey // X05028, Bailey / N02064ol, X05250 /3/ Bailey
15	N15017ol	Bailey /4/ X07018, Bailey // X05028, Bailey / N02064ol, X05250 /3/ Bailey
16	N15039ol	N03079FT*2 / N02054ol, X03153 // N05042F
17	N15041ol	N03079FT*2 / N02059ol, X03155 // N05044FCSm
18	N15044olF	N03079FT*2 / N02059ol, X03155 // N05044FCSm
19	N15053	N08082olJCT // X09019, N08082olJCT / Florida Fancy
20	N15060	Bailey*2 / Brantley, N08086olJCT // SPT 07-01, NC-V 11 / GP-NC WS 11
21	N16005	Bailey*2 / Brantley, X03157 // GP-NC WS 16
22	N16012	N08082olJCT /3/ X09008, N08082olJCT // SPT 07-01, NC-V 11 / GP-NC WS 11
23	N16021	N08082olJCT // X09019, N08082olJCT / Florida Fancy
24	N17036	Emery /3/ N11035olSrT, N03079FT*2 / Brantley, X03151 // Sugg
25	N17037	Emery /3/ N11035olSrT, N03079FT*2 / Brantley, X03151 // Sugg
26	N17040	N03079FT*2 / Brantley, N10047ol // N12010ol, Bailey*4 / N02060ol
27	N17041	N03079FT*2 / Brantley, N10047ol // N12010ol, Bailey*4 / N02060ol
28	N17044	Bailey*2 / Brantley, N10053ol // Bailey II, Bailey*4 / N02060ol
29	N17045	Bailey*2 / Brantley, N10053ol /3/ CRSP 1050-110, Florida MDR 98 / Bayo Grande, 0020-20 // FNC94022-1-2-1-1-b3-B , N91026E / PI 576638
30	N17047	Bailey*2 / Brantley, N10053ol /3/ CRSP 1050-110, Florida MDR 98 / Bayo Grande, 0020-20 // FNC94022-1-2-1-1-b3-B , N91026E / PI 576638

[1] N14023ol was released as a cultivar in 2020, as 'NC 20'.

Plant Material and Test Location

Table 2. Planting, digging and combining dates for each test location in 2020. Dig I was considered an early digging, and Dig II an optimum digging time for peanut in V-C area.

	Planting Date		Digging Date		Harvest Date	
Locations	**I**	**II**	**I**	**II**	**I**	**II**
Tidewater AREC, Suffolk, VA	May 13	May 13	Sept 28	Oct 20	Oct 8	Nov 2
Martin County, NC	May 27	May 27	Oct 5	Oct 15	Oct 15	Oct 22
Rocky Mount, NC	May 18		Oct 5		Oct 19	
Bladen County, NC	Jun 5		Oct 20		Nov 4	
Blackville, SC	May 13		Sep 28		Oct 7	
Florence, SC	Jun 10		Oct 30		Nov 4	

Weather Conditions

WEATHER CONDITIONS

Weather information is provided in Tables 3 through 6, and Fig. 1.

Table 3. Temperature of air and soil at 4 inches depth, peanut heat units (degree day – DD56) calculated based on a 56 °F temperature base (T_b), and precipitation at Tidewater AREC, Suffolk VA, in 2020 peanut growing season. These data are provided by the Peanut/Cotton InfoNet of Tidewater AREC from 13 May to 20 October.

Month	Avg Air Temp	Max Air Temp	Min Air Temp	Avg Soil Temp	Heat units DD56	Rain
	°F				°F d	inch
May	68	77	61	70	240	2.9
June	75	85	66	77	572	3.8
July	82	94	72	85	797	2.1
August	78	89	71	80	698	8.5
September	70	79	62	73	436	10.2
October	63	75	51	66	163	0.8
Mean/Sum	73	83	64	75	2907	28.3

Table 4. Temperature of air and soil at 4 inches depth, light (photosynthetic active radiation - PAR), air relative humidity (RH), and precipitation at Martin County, NC, in 2020 peanut growing season. These data are provided by the State Climate Office of NC from 27 May to 15 October.

Month	Avg Air Temp	Max Air Temp	Min Air Temp	Avg Soil Temp	Heat units DD56	AVG PAR[1]	Max PAR[1]	RH	Rain
	°F				(°F d)	µmol m^{-2} s^{-1}		(%)	(inch)
May	72	81	67	74	89	341	2427	85	1.6
June	75	84	67	77	578	481	2181	75	3.6
July	79	90	71	83	768	542	2242	75	4.8
August	77	86	70	82	694	417	2183	81	7.1
September	71	80	63	77	467	331	1823	79	5.9
October	65	75	55	70	138	305	1471	76	0.3
Mean/Sum	73	83	66	77	2734	403	2054	79	23.2

[1] Light is important for peanut growth and development. On a fully sunny day, maximum PAR approaches 2500 µmol m^{-2} s^{-1} and average PAR (average from sunrise to sunset) is approximately 600µmol m^{-2} s^{-1}. If these numbers are less, it denotes cloudy days, on which plants grow less.

Weather Conditions

Table 5. Temperature of air and soil at 4 inches depth, peanut heat units (degree day – DD56) calculated based on a 56 °F temperature base (T_b), light (photosynthetic active radiation – PAR), air relative humidity (RH), and precipitation at Rocky Mount, NC, in 2020 peanut growing season. These data are provided by the State Climate Office of NC from 18 May to 5 October.

	Avg Air Temp	Max Air Temp	Min Air Temp	Avg Soil Temp	Heat units DD56	Avg PAR[1]	Max PAR[1]	RH	Rain
Month	°F				(°F d)	µmol m^{-2} s^{-1}		(%)	(inch)
May	69	76	63	72	190	339	1821	85	4.7
June	74	84	67	78	573	527	2388	75	8.7
July	81	92	72	86	801	576	2296	75	3.4
August	78	87	71	82	723	443	2225	83	11.9
September	70	79	63	76	447	345	1963	80	10.1
October	61	71	51	67	27	392	1654	76	0.0
Mean/Sum	72	81	65	77	2762	437	2058	79	38.7

[1] Light is important for peanut growth and development. On a fully sunny day, maximum PAR approaches 2500 µmol m^{-2} s^{-1} and average PAR (average from sunrise to sunset) is approximately 600µmol m^{-2} s^{-1}. If these numbers are less, it denotes cloudy days, on which plants grow less.

Table 6. Temperature of air and soil at 4 inches depth, peanut heat units (degree day – DD56) calculated based on a 56 °F temperature base (T_b), light (photosynthetic active radiation – PAR), air relative humidity (RH), and precipitation at Bladen County, NC, in 2020 peanut growing season. These data are provided by the State Climate Office of NC from 5 June to 20 October.

	Avg Air Temp	Max Air Temp	Min Air Temp	Avg Soil Temp	Heat units DD56	Avg PAR[1]	Max PAR[1]	RH	Rain
Month	°F				(°F d)	µmol m^{-2} s^{-1}		(%)	(inch)
June	75	84	69	78	539	463	2276	79	9.1
July	81	92	73	83	816	543	2308	76	3.8
August	79	88	72	81	748	410	2121	82	7.1
September	73	82	65	76	523	343	1990	79	8.7
October	67	78	58	70	233	343	1704	77	2.2
Mean/Sum	75	85	67	70	2859	420	2080	79	30.9

[1] Light is important for peanut growth and development. On a fully sunny day, maximum PAR approaches 2500 µmol m^{-2} s^{-1} and average PAR (average from sunrise to sunset) is approximately 600µmol m^{-2} s^{-1}. If these numbers are less, it denotes cloudy days, on which plants grow less.

Weather Conditions

Figure 1. Temperature of air, peanut heat units (degree day – DD56) calculated based on a 56 °F temperature base (T_b), and precipitation at Blackville, SC (top) and Florence, SC (bottom), in 2020 peanut growing season. These data are from 13 May to 28 September for Blackville and from 10 June to 30 October for Florence.

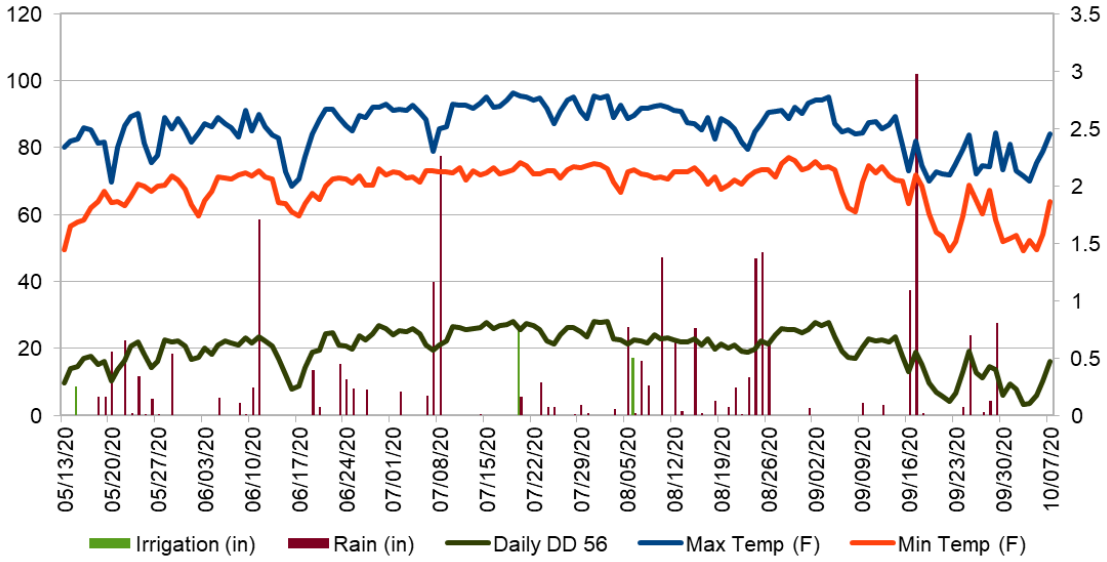

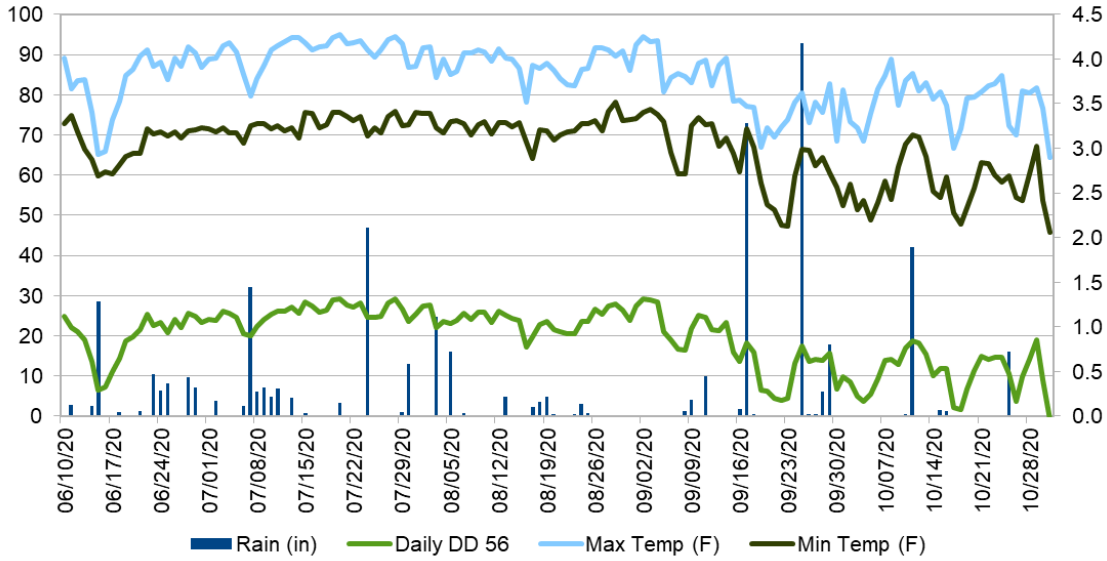

CULTURAL PRACTICES

Cultural practices were performed according to VA, NC and SC recommendations. Plots were 35 ft rows planted on 36-inch centers (3-6 seed/row ft) with a two-row planter. All plots were dug with a KMC 2-row Planting Digger, and combined with a 2-row Hobbs peanut picker, model 325A, equipped with a bagging attachment. Tables 7 through 12 show planting dates, soil type, pH and mineral content, and cultural practices applied to the crops at each location.



Aerial picture of a peanut field at the Virginia Tech Tidewater AREC station in Suffolk VA , taken in July 2019 using a DJI M200 V2 Tetracopter with a MicaSense Altum camera

Cultural Practices

Table 7. Cultural practices at Tidewater AREC (Suffolk), VA, for Digs I and II in 2020.

Planting Date:	5/13/2020		
Harvest Date:	Dig 1-10/8/2020; Dig II- 11/2/2020		
Soil Type:	Emporia, fine loamy		
Cultivation:	Conventional Till		
Landplaster:	7/16/2020	Landplaster	1800lbs/A
Fertility:	5/13/2020	Optimize	15 oz/A
	7/15/2020	Kickstand	32 oz/A
	7/15/2020	Boron	32 oz/A
	7/15/2020	ENC (11-6-6)	32 oz/A
	7/23/2020	Kickstand	32 oz/A
	7/23/2020	Boron	32 oz/A
	7/23/2020	ENC (11-6-6)	32 oz/A
Herbicides:	5/14/2020	Prowl H_2O	32 oz/A
	5/14/2020	Dual/Medal	16 oz/A
	5/14/2020	Valor	2 oz/A
	6/9/2020	Basagran	32 oz/A
	6/22/2020	Storm	24 oz/A
	6/22/2020	Zinc	16 oz/A
	6/22/2020	Surfactant	32 oz/A
	6/24/2020	Select	10 oz/A
	6/24/2020	Basagran	24 oz/A
	6/24/2020	Crop oil	16 oz/A
	7/15/2020	Select	16 oz/A
	7/25/2020	Storm	24 oz/A
Insecticides:	5/13/2020	Velum Total	18 oz/A
	6/8/2020	Acephate	8 oz/A
	6/8/2020	Acephate	12 oz/A
	6/19/2020	Acephate	12 oz/A
	8/6/2020	Steward	11.32 oz/A
Fungicides:	7/8/2020	Bravo	24 oz/A
	7/30/2020	Miravis	3.4 oz/A
	8/18/2020	Bravo	24 oz/A
	8/18/2020	Omega 500	16 oz/A
	9/24/2020	Elatus	9 oz/A
	9/4/2020	Miravis	3.4 oz/A

Cultural Practices

Table 8. Cultural practices at Martin Co., NC, for Digs I and II, in 2020.

Planting Date:	5/27/2020		
Harvest Date:	Dig 1- 10/25/2020; Dig II- 10/22/2020		
Soil Type:	Norfolk, loamy fine sand		
Cultivation:	Conventional Till		
Landplaster:	**7**/16/2020	Peanut Maker	1100 lbs/A
Fertility:			
Herbicides:	6/3/2020	Dual	1 pt/A
	6/3/2020	Valor	2 oz/A
	8/11/2020	Fusil	12 oz/A
Insecticides:	5/27/2020	Velum Total	18 oz/A
	7/27/2020	Hot pepper sauce (Deer control)	8 oz/A
	8/17/2020	Besiege	10 oz/A
Fungicides:	5/27/2020	Tag Team	14 oz/A
	7/27/2020	Provost	8 oz/A
	8/11/2020	Provost	10 oz/A
	8/27/2020	Bravo	24 oz/A

Cultural Practices

Table 9. Cultural practices at Rocky Mount, NC in 2020.

Planting Date:	5/18/2020		
Harvest Date:	10/19/2020		
Soil Type:	Aycock, very fine sandy loam		
Cultivation:	Conventional Till		
Landplaster:	7/15/2020	Landplaster	1200lbs/A
Fertility:	3/18/2020	10-26-26	80 lbs/A
	7/21/2020	Boron/techmag	2 lbs/A
Herbicides:	3/12/2020	Round up	40 oz/A
	4/28/2020	PendiPro 3.3	32 oz/A
	6/3/2020	Gramoxone/ Basagran	8 oz/A
	6/29/2020	Cadre	4 oz/A
	8/18/2020	Poast/ crop oil	24 oz/A
Insecticides:	7/17/2020	Lorsban	14 lbs/A
	8/7/2020	Warrior ii	4 oz/A
Fungicides:	7/10/2020	Echo 720/ Alto 100 5L	16 oz/A, 5.5 oz/A
	7/21/2020	Miravis	3.5 oz/A
	7/21/2020	Elatus	9.5 oz/A
	8/18/2020	Headline	15 oz/A
	8/18/2020	Tebuzol	7.2 oz/A
	8/18/2020	Provost	7.6 oz/A
	8/31/2020	Chlorothalonil	24 oz/A
	8/31/2020	Tebuzol	7.2 oz/A
	8/31/2020	Headline	7.6 oz/A
	9/15/2020	Chlorothanlonil	20 oz/A

Cultural Practices

Table 10. Cultural practices at Bladen County, NC in 2020.

Planting Date:	6/5/2020		
Harvest Date:	10/20/2020		
Soil type:	Goldsboro, loamy		
Cultivation:	Conventional Till		
Landplaster:		Gypsum	2000lbs/A
Fertility:	7/9/2020	Elemax sulfur complete	1 lbs/A
	7/9/2020	Radiate	2 oz/A
	7/27/2020	Radiate	2 oz/A
	7/27/2020	Elemax sulfur complete	1 lbs/A
	8/20/2020	Apogee	7.5 oz/A
	8/20/2020	Nitrogen	1 pt/A
Herbicides:			
	Preplant	Dual	1.3 pts/A
	Preplant	Valor	2 oz/A
	7/5/2020	Cabre	4 oz/A
	7/5/2020	Butyrac 200	1 pt/A
	7/5/2020	Crop Oil	1 qt
	8/20/2020	Surfactant	8 oz/100 gal
Insecticides:	8/7/2020	Diamond	8 oz/A
	8/20/2020	Besiege	8 oz/A
	9/4/2020	Diamond	6 oz/A
Fungicides:	7/9/2020	Aproach Prima	6.7 oz/A
	8/7/2020	Provost	13 oz/A
	8/20/2020	Elatus	8oz/A
	9/4/2020	Provost	11 oz/A
	9/21/2020	Miravis	3.5 oz/A
	10/8/2020	Bravo	1.5pt/A
	10/8/2020	Tebuconazole	7.2oz/A
	10/8/2020	Omega (40A)	1 pt/A

Cultural Practices

Table 11. Cultural practices at Blackville, SC in 2020.

Planting Date:	5/13/2020		
Harvest Date:	10/7/2020		
Soil Type:	Barnwell, loamy sand		
Cultivation:	Plowed, bedded, cultivated		
Landplaster:	6/17/2020	Gypsum	1500 lb/a
Fertility:	Preplant	0-0-60	150 lb/a
Herbicides:	5/15/2020	Prowl	32 oz/A
	5/15/2020	Valor	3 oz/A
	5/15/2020	Strongarm	0.225 oz/A
	7/1/2020	Cadre	4 oz/A
	7/1/2020	Dual Magnum	1.33 oz/A
	7/1/2020	Clethodim	16 oz/A
Insecticides:	5/13/2020	Thimet	4.8 lb/A
Fungicides:	6/8/2020	Bravo	24 oz/A
	6/24/2020	Terb	8 oz/A
	7/9/2020	Artisan	32 oz/A
	7/23/2020	Provost Silver	13 oz/A
	8/7/2020	Fontelis	16 oz/A
	8/21/2020	Headline	15 oz/A
	8/21/2020	Proline	5.7 oz/A
	8/21/2020	Microthiol Disperss	5 lb

Cultural Practices

Table 12. Cultural practices at Florence, SC in 2020.

Planting Date:	6/10/2020		
Harvest Date:	11/4/2020		
Soil Type:	Norfolk, loamy sand		
Cultivation:	Plowed, bedded, cultivated		
Landplaster:	7/9/2020	Gypsum	1500 lb/a
Fertility:	Preplant	0-0-60	150 lb/a
Herbicides:	7/17/2020	Cadre	4 oz/A
	7/28/2020	Grammoxone 3S	8 oz/A
	7/28/2020	Outlook	1 pt./A
	7/28/2020	Basagran	0.5 pt./A
Insecticides:	6/10/2020	Thimet	4.8 lb/A
Fungicides:	7/24/2020	Praize	1.5 pt./A
	8/10/2020	Praize	1.5 pt./A
	8/10/2020	Tebulcor	7.5 oz/A
	8/25/2020	Praize	1.5 pt./A
	9/15/2020	Praize	1.5 pt./A
	9/15/2020	Tebulcor	7.5 oz/A
	9/30/2020	Praize	1.5 pt./A
	9/30/2020	Tebulcor	7.5 oz/A

2020 Results by Location

RESULTS

After harvest, yield and farmer-stock grade factors including percentages of jumbo and fancy pods, pod brightness, foreign material (%FM), loose shelled kernels (%LSK), % jumbo and fancy pods, extra large kernels (%ELK), sound mature kernels (%SMK), sound splits (%SS), other kernels (%OK), damaged kernels (%DK), and pod brightness (Hunter L score) for jumbo and fancy pods were measured. Pod yield was adjusted for 7% kernel moisture and price per pound calculated by the federal formulas. Crop value per acre was also computed. The results are presented in Tables 13 to 25 for individual locations and all locations combined. Two- and three-year averages are presented in Tables 26 to 37. Data is also presented in Tables 38 to 42 for peanuts grown under drought conditions induced by rain shelters at the TAREC in Suffolk VA. This data includes names and pedigrees of the genotypes (advanced breeding lines and commercial varieties) evaluated, content of jumbo and fancy pods and pod brightness (Hunter L Score) on rain shelter stock grades, and grade characteristics, yield, and value of genotypes in 2020.

Dr. Jeff Dunne explaining peanut research at the Peanut Field Tour on July 29, 2019.

2020 Results by Location

RESULTS – PODS

Table 13. Average percent of jumbo pods[1] based on farmers' grade at all locations in 2020.

Variety	Suffolk, VA Dig I	Suffolk, VA Dig II	Martin County, NC Dig I	Martin County, NC Dig II	Rocky Mount, NC	Bladen, NC	Blackville, SC	Average of all locations
Bailey	36 j	65 a-c	56 jk	54 lm	24 n	43 j-l	55 bc	47 i
Bailey II	41 j	60 a-c	50 k	56 lm	24 mn	31 l	60 a-c	46 i
Emery	79 b-d	68 a-c	74 g-i	73 e-i	63 c-f	64 a-h	63 a-c	69 c-f
Sullivan	57 i	66 a-c	58 j	60 kl	26 mn	45 i-l	56 a-c	53 hi
Walton	39 j	47 c	60 j	65 jk	38 k-m	46 h-l	62 a-c	51 hi
Wynne	74 c-e	58 a-c	77 e-h	78 d-h	67 a-d	67 a-f	63 a-c	69 c-f
N14001	68 e-h	62 a-c	71 hi	68 ij	33 l-n	51 f-k	61 a-c	59 gh
N14002olJ	83 a-c	81 ab	87 a-c	87 a-c	64 c-f	74 a-c	64 a-c	77 a-c
N14004olJ	70 d-g	73 a-c	70 hi	69 ij	56 d-i	60 b-j	59 a-c	65 fg
N14007	45 j	63 a-c	59 j	51 m	32 l-n	32 l	56 a-c	48 i
N14009	74 c-e	56 bc	83 b-e	74 e-i	45 h-l	56 c-j	68 a-c	65 fg
N15066	85 ab	72 a-c	90 ab	87 ab	62 c-f	69 a-e	66 a-c	76 a-d
N14023ol	75 c-e	80 ab	76 f-h	79 b-f	43 i-l	60 b-j	61 a-c	68 d-g
N14027olJ	70 d-g	80 ab	73 g-i	72 f-j	60 c-g	64 a-h	67 a-c	69 b-f
N15017ol	72 d-f	74 ab	84 b-d	80 b-f	71 a-c	74 ab	69 a-c	74 a-d
N15039ol	69 e-h	76 ab	74 g-i	73 f-j	48 g-k	54 e-k	63 a-c	65 fg
N15041ol	72 d-f	72 a-c	73 g-i	71 g-j	57 c-h	63 a-i	68 a-c	68 d-f
N15044olF	72 d-f	66 a-c	68 i	68 ij	48 g-k	64 a-g	68 a-c	65 fg
N15053	74 c-e	73 a-c	79 d-g	79 c-g	53 e-j	61 b-j	56 a-c	67 d-g
N15060	60 hi	69 a-c	77 e-h	83 a-d	47 g-k	55 d-k	65 a-c	65 fg
N16005	61 g-i	64 a-c	61 j	66 i-k	42 j-l	37 kl	50 c	54 hi
N16012	86 ab	81 ab	87 a-c	89 a	66 b-e	80 a	77 a	81 a
N16021	80 b-d	68 a-c	85 a-d	78 d-h	68 a-d	76 ab	68 a-c	74 a-e
N17036	92 a	59 a-c	91 a	87 ab	80 a	74 ab	75 ab	80 a
N17037	88 ab	80 ab	85 a-d	81 a-e	70 a-d	74 a-c	70 a-c	78 ab
N17040	86 ab	78 ab	82 c-f	81 a-e	51 f-k	70 a-e	68 a-c	74 a-f
N17041	86 ab	84 a	86 a-c	85 a-d	53 e-j	68 a-f	64 a-c	75 a-d
N17044	86 ab	83 a	89 ab	87 a-c	78 ab	73 a-d	67 a-c	80 a
N17045	69 e-h	78 ab	77 e-h	70 h-j	48 g-k	61 b-j	59 a-c	66 e-g
N17047	62 f-i	65 a-c	57 j	66 i-k	24 n	47 g-l	58 a-c	54 hi
Mean	**70**	**69**	**74**	**74**	**51**	**59**	**63**	**66**
LSD	**10**	**26**	**7**	**8**	**14**	**18**	**22**	**9**

[1]Pods that rode a 38/64 inch opening on the pre-sizer.
[2]Means sharing the same letter(s) are not statistically different, at P=0.05 based on the Fisher's LSD test.

2020 Results by Location

Table 14. Average percent of fancy pods[1] based on farmers' grade at all locations in 2020.

	Suffolk, VA		Martin County, NC					
Variety	**Dig I**	**Dig II**	**Dig I**	**Dig II**	**Rocky Mount, NC**	**Bladen, NC**	**Blackville, SC**	**Average of all locations**
Bailey	56 a	26 a-d	38 bc	39 ab	62 ab	46 a-d	28 a-c	42 a
Bailey II	52 ab	36 ab	45 a	38 a-c	59 a-c	58 a	29 a-c	45 a
Emery	19 h-l	24 a-d	21 f-i	20 g-l	32 h-j	29 g-l	28 a-c	24 d-g
Sullivan	37 c	25 a-d	38 bc	33 b-d	61 ab	45 b-e	27 a-c	38 ab
Walton	52 ab	43 a	33 cd	30 c-f	44 d-g	38 c-h	29 a-c	38 ab
Wynne	21 f-j	32 a-d	18 g-j	17 i-o	28 i-k	27 g-m	28 a-c	24 d-g
N14001	29 c-f	32 a-d	27 de	27 d-g	54 b-d	43 b-f	26 a-c	34 bc
N14002olJ	14 i-m	14 b-d	12 k-m	10 n-p	30 ij	22 i-m	23 a-c	18 gh
N14004olJ	26 e-h	22 a-d	22 e-i	24 e-j	38 f-i	29 g-l	32 a-c	27 c-e
N14007	46 b	32 a-d	37 bc	44 a	48 d-f	55 ab	33 ab	42 a
N14009	22 e-i	35 ab	14 j-l	19 g-m	50 c-e	31 f-k	24 a-c	27 c-e
N15066	13 j-m	18 b-d	8 lm	9 op	32 h-j	22 i-m	24 a-c	18 gh
N14023ol	20 f-k	14 b-d	22 e-i	17 i-p	43 e-g	31 f-k	29 a-c	25 d-g
N14027olJ	24 e-h	16 b-d	24 ef	24 e-j	36 g-j	31 f-k	24 a-c	25 d-f
N15017ol	23 e-i	22 a-d	13 j-m	16 j-p	26 j-l	19 k-m	22 a-c	20 f-h
N15039ol	26 e-h	20 b-d	23 e-h	22 f-k	46 d-g	39 c-g	26 a-c	29 cd
N15041ol	24 e-h	23 a-d	24 e-g	25 e-i	38 f-i	29 g-l	23 a-c	26 c-f
N15044olF	26 e-h	29 a-d	27 e	25 e-i	45 d-g	30 g-l	22 a-c	29 cd
N15053	20 g-l	22 a-d	18 h-j	18 h-n	41 e-h	32 e-j	32 a-c	26 d-f
N15060	30 c-e	27 a-d	20 f-i	13 l-p	42 e-h	38 c-h	25 a-c	28 c-e
N16005	36 cd	31 a-d	37 bc	31 c-e	52 b-e	50 a-c	37 a	39 ab
N16012	12 k-m	15 b-d	11 k-m	9 p	30 ij	16 m	16 c	15 h
N16021	14 i-m	25 a-d	13 j-m	18 h-n	28 i-k	18 lm	23 a-c	20 f-h
N17036	6 m	34 a-c	7 m	9 op	17 l	20 j-m	20 bc	16 h
N17037	9 m	13 cd	13 j-m	15 k-p	29 i-k	22 i-m	18 bc	17 h
N17040	13 j-m	18 b-d	17 i-k	13 l-p	46 d-g	25 i-m	25 a-c	22 d-h
N17041	11 lm	14 b-d	14 j-l	14 l-p	42 e-h	26 h-m	24 a-c	20 e-h
N17044	10 m	12 d	9 lm	11 m-p	19 kl	23 i-m	24 a-c	15 h
N17045	28 d-g	18 b-d	22 e-i	26 d-h	47 d-g	34 d-i	30 a-c	29 cd
N17047	35 cd	30 a-d	40 ab	31 c-e	67 a	49 a-c	31 a-c	40 ab
Mean	**25**	**24**	**22**	**22**	**41**	**32**	**26**	**27**
LSD	**9**	**23**	**6**	**8**	**11**	**13**	**17**	**8**

[1]Pods that fell through a 38/64 inch opening but rode a 34/64 inch opening on the pre-sizer.
[2]Means sharing the same letter(s) are not statistically different, at P=0.05 based on the Fisher's LSD test.

2020 Results by Location

Table 15. Average of pod brightness[1] (Hunter L Score) for jumbo pods[2] in 2020.

	Suffolk, VA		Martin County, NC		Rocky		Blackville,	Average of
Variety	**Dig I**	**Dig II**	**Dig I**	**Dig II**	**Mount, NC**	**Bladen, NC**	**SC**	**all locations**
Bailey	49 ab	51 a-c	55 a	55 a-c	53 a-d	50 a-g	48 a-d	52 ab
Bailey II	50 ab	53 a	51 a	54 a-e	53 a-c	50 a-h	48 a-c	51 ab
Emery	49 ab	51 a-c	54 a	55 a-d	52 a-d	48 d-h	45 c-f	50 a-c
Sullivan	48 b	52 a-c	52 a	55 a-c	51 b-e	49 b-h	47 a-d	50 a-c
Walton	47 b	51 a-c	52 a	53 a-e	49 c-e	48 c-h	47 a-d	50 a-c
Wynne	50 ab	50 a-c	57 a	52 a-e	53 a-c	47 h	45 b-f	51 a-c
N14001	51 ab	52 ab	53 a	54 a-e	48 de	51 ab	44 d-f	51 a-c
N14002olJ	51 ab	48 bc	52 a	55 a-e	54 ab	50 a-c	49 a-c	51 ab
N14004olJ	47 b	52 ab	58 a	52 a-e	55 ab	48 e-h	46 a-f	51 ab
N14007	50 ab	52 a-c	53 a	56 ab	56 a	50 a-h	49 a	52 a
N14009	51 ab	50 a-c	54 a	53 a-e	49 c-e	48 c-h	45 a-f	50 a-c
N15066	49 ab	48 c	57 a	50 de	49 c-e	48 gh	45 c-f	49 bc
N14023ol	49 ab	52 ab	50 a	53 a-e	52 a-e	50 a-d	45 a-f	50 a-c
N14027olJ	49 ab	53 a	51 a	54 a-e	52 a-d	49 a-h	49 a-c	51 a-c
N15017ol	51 ab	53 a	52 a	56 a	53 a-d	48 f-h	45 a-f	51 ab
N15039ol	48 ab	52 a-c	51 a	53 a-e	52 a-d	48 c-h	45 a-f	50 a-c
N15041ol	48 b	51 a-c	51 a	50 e	56 a	48 f-h	49 ab	50 a-c
N15044olF	48 ab	50 a-c	51 a	53 a-e	52 a-d	51 a	44 d-f	50 a-c
N15053	50 ab	52 ab	56 a	53 a-e	51 b-e	48 c-h	46 a-f	51 a-c
N15060	51 ab	50 a-c	50 a	53 a-e	52 a-d	50 a-e	45 b-f	50 a-c
N16005	50 ab	52 a-c	57 a	52 a-e	52 a-d	50 a-h	46 a-f	51 a-c
N16012	51 ab	52 a-c	51 a	53 a-e	52 a-d	48 c-h	42 f	50 a-c
N16021	49 ab	51 a-c	53 a	53 a-e	52 a-d	49 a-h	45 a-f	50 a-c
N17036	49 ab	53 a	53 a	52 a-e	48 de	48 e-h	47 a-d	50 a-c
N17037	48 b	52 ab	51 a	51 b-e	53 a-d	49 b-h	45 a-f	50 a-c
N17040	50 ab	52 a-c	53 a	53 a-e	54 ab	49 b-h	46 a-f	51 a-c
N17041	53 a	52 a-c	53 a	53 a-e	51 a-e	50 a-f	47 a-d	51 ab
N17044	47 b	51 a-c	51 a	51 c-e	47 e	47 h	42 ef	48 c
N17045	49 ab	53 a	50 a	53 a-e	50 b-e	48 c-h	45 a-f	50 a-c
N17047	50 ab	52 ab	52 a	55 a-c	50 b-e	47 h	46 a-f	50 a-c
Mean	**49**	**51**	**53**	**53**	**52**	**49**	**46**	**51**
LSD	**4**	**4**	**15**	**5**	**5**	**2**	**4**	**3**

[1]The higher the number, the brighter the pod color.
[2]Pods that rode a 38/64 inch opening on the pre-sizer.
[3]Means sharing the same letter(s) are not statistically different, at P=0.05 based on the Fisher's LSD test.

2020 Results by Location

Table 16. Average of pod brightness[1] (Hunter L Score) for fancy pods[2] in 2020.

	Suffolk, VA		Martin County, NC		Rocky		Blackville,	Average of
Variety	**Dig I**	**Dig II**	**Dig I**	**Dig II**	**Mount, NC**	**Bladen, NC**	**SC**	**all locations**
Bailey	50 ab	49 a-c	55 a	52 ab	51 a-d	49 ab	47 ab	50 a
Bailey II	51 a	50 a-c	50 a	52 a-c	50 b-d	48 a-c	45 a-e	50 a
Emery	46 c-f	46 c	52 a	50 a-d	50 b-d	47 a-d	47 ab	48 a-c
Sullivan	48 a-e	48 a-c	53 a	51 a-d	51 a-c	47 a-d	43 c-f	49 a-c
Walton	47 a-f	51 a-c	50 a	53 ab	50 b-d	47 a-d	44 b-f	49 a-c
Wynne	48 a-e	49 a-c	57 a	48 b-d	50 b-d	47 a-d	45 a-e	49 a-c
N14001	48 a-f	50 a-c	54 a	52 ab	50 b-d	49 ab	46 a-d	50 a
N14002olJ	49 a-e	48 a-c	51 a	50 a-d	51 a-d	49 ab	48 a	49 a-c
N14004olJ	49 a-d	47 bc	58 a	48 b-d	52 a-c	49 a	45 a-d	50 a
N14007	50 ab	52 a	53 a	55 a	52 a-c	48 a-d	46 ab	51 a
N14009	48 a-e	49 a-c	49 a	49 b-d	51 a-c	48 a-d	44 a-f	48 a-c
N15066	47 a-f	48 a-c	57 a	47 cd	50 a-d	47 a-d	42 ef	48 a-c
N14023ol	47 b-f	47 bc	50 a	49 a-d	50 b-d	49 ab	44 a-f	48 a-c
N14027olJ	47 b-f	50 a-c	51 a	50 a-d	52 a-c	49 ab	46 ab	49 ab
N15017ol	48 a-f	50 a-c	50 a	52 a-c	51 a-d	49 ab	45 a-d	49 a-c
N15039ol	48 a-f	47 bc	59 a	52 a-c	51 a-d	50 a	42 c-f	50 a
N15041ol	47 b-f	49 a-c	52 a	48 b-d	50 b-d	46 b-d	42 d-f	48 a-c
N15044olF	48 a-e	50 a-c	50 a	48 b-d	51 a-d	48 a-d	44 a-f	48 a-c
N15053	45 ef	49 a-c	58 a	49 b-d	50 b-d	49 ab	45 a-d	49 a-c
N15060	47 a-f	50 a-c	51 a	50 a-d	53 ab	49 ab	44 a-f	49 a-c
N16005	49 a-c	51 ab	54 a	50 a-d	54 a	47 a-d	46 a-c	50 a
N16012	47 b-f	49 a-c	51 a	48 b-d	51 a-d	48 a-d	42 d-f	48 a-c
N16021	47 b-f	49 a-c	52 a	50 a-d	36 e	47 a-d	43 c-f	46 c
N17036	46 d-f	49 a-c	56 a	46 d	49 cd	46 b-d	44 b-f	48 a-c
N17037	46 c-f	48 a-c	52 a	51 a-d	50 b-d	45 d	44 b-f	48 a-c
N17040	47 b-f	51 ab	52 a	51 a-d	51 a-d	49 a	44 a-f	49 a-c
N17041	48 a-e	49 a-c	52 a	51 a-d	52 a-c	48 a-d	46 a-d	49 ab
N17044	44 f	48 a-c	50 a	48 b-d	47 d	45 cd	41 f	46 bc
N17045	48 a-f	50 a-c	49 a	50 a-d	51 a-c	48 ab	45 a-e	49 a-c
N17047	50 ab	50 a-c	52 a	54 a	51 a-c	48 a-d	45 a-d	50 a
Mean	**48**	**49**	**53**	**50**	**50**	**48**	**44**	**49**
LSD	**3**	**5**	**17**	**5**	**4**	**3**	**4**	**3**

[1]The higher the number, the brighter the pod color.
[2]Pods that fell through a 38/64 inch opening but rode a 34/64 inch opening on the pre-sizer.
[3]Means sharing the same letter(s) are not statistically different, at P=0.05 based on the Fisher's LSD test.

2020 Results by Location

RESULTS – YIELD AND GRADE BY LOCATION

Table 17. Performance of genotypes at Tidewater AREC (Suffolk), VA, in 2020. Dig I averages of two replicated plots planted on 13 May, dug on 28 September, and combined on 8 October.

Variety	LSK	FM	Fancy	Water	ELK	Super ELK	SS	OK	DK	SMK	Total Kernels	Support Price	Yield[1]	Value
						%						$/lb	lb/A	$/A
Bailey	1.0	1.4	92 d-g	6.4	28 e-i	6 h-l	3.4	2.8	0.4	61 a-f	68 a-d	0.16 a-e	3410 a-c	558 a-c
Bailey II	0.6	0.7	92 d-g	6.2	36 a-d	11 d-f	2.8	2.1	0.4	63 ab	69 a	0.17 ab	3331 a-e	565 ab
Emery	0.4	1.6	97 a-c	6.1	34 a-f	9 d-j	2.7	2.4	0.4	60 a-f	66 a-e	0.16 a-e	3325 a-e	538 a-e
Sullivan	0.3	1.3	94 b-g	6.1	35 a-e	10 d-h	3.1	2.6	0.9	60 a-g	67 a-d	0.16 a-e	3098 a-h	505 a-h
Walton	0.3	1.0	91 e-g	6.1	26 f-i	5 j-l	1.6	3.0	0.4	63 a-c	68 a-c	0.16 a-d	3434 ab	566 ab
Wynne	0.5	1.6	95 a-e	6.2	29 d-h	10 d-g	3.2	2.8	1.1	57 d-g	64 b-f	0.15 c-f	2989 b-h	458 d-i
N14001	0.4	0.8	96 a-d	6.2	41 a	16 ab	1.9	2.0	0.5	64 a	69 ab	0.17 a	3197 a-g	545 a-d
N14002olJ	0.7	1.6	97 a-c	6.3	35 a-e	10 d-g	3.4	2.7	0.7	58 b-g	64 c-f	0.16 a-f	3243 a-f	509 a-g
N14004olJ	0.5	1.0	96 a-d	6.1	33 b-f	10 d-g	3.2	2.6	1.7	58 a-g	66 a-e	0.16 a-f	3386 a-d	532 a-e
N14007	0.2	1.4	91 fg	6.3	28 e-i	7 f-l	3.4	2.8	1.4	58 b-g	66 a-e	0.16 a-f	2712 g-j	422 g-i
N14009	0.3	1.0	96 a-d	6.3	37 a-c	15 bc	3.7	2.3	0.4	61 a-d	68 a-c	0.17 a-c	3061 a-h	514 a-f
N15066	0.0	1.8	97 a-c	6.4	25 g-i	4 l	1.2	2.6	0.4	58 b-g	62 e-g	0.15 d-f	2183 k	329 jk
N14023ol	0.5	1.9	95 a-f	6.3	29 d-h	8 d-k	5.1	2.8	0.8	55 f-h	64 c-f	0.15 c-f	2960 b-h	453 e-i
N14027olJ	0.8	1.6	94 b-g	6.2	30 c-h	8 e-l	3.6	3.3	0.8	56 d-h	64 c-f	0.15 c-f	3132 a-g	482 b-i
N15017ol	1.0	1.4	94 b-g	6.1	33 b-f	12 b-d	3.5	2.7	1.1	57 c-g	65 a-f	0.16 a-f	3111 a-h	483 b-i
N15039ol	0.4	1.3	95 a-f	6.0	31 b-h	9 d-j	2.7	2.7	0.6	60 a-g	66 a-e	0.16 a-f	3245 a-f	519 a-f
N15041ol	0.6	1.4	96 a-d	6.3	28 e-i	6 g-l	5.0	2.8	1.0	55 e-h	65 a-f	0.16 b-f	3030 a-h	469 c-i
N15044olF	0.4	1.3	98 ab	6.3	31 b-h	7 e-l	3.7	2.8	0.9	56 d-g	65 a-f	0.15 b-f	3090 a-h	478 b-i
N15053	0.5	2.0	93 c-g	6.4	24 hi	5 i-l	2.4	3.7	0.7	56 d-h	63 d-f	0.15 ef	2619 h-k	394 i-k
N15060	0.6	8.0	90 g	6.3	27 f-i	4 kl	2.4	3.4	0.5	54 gh	61 fg	0.15 fg	2310 jk	330 jk
N16005	0.4	1.3	97 a-c	6.2	30 b-h	7 e-l	3.3	2.4	1.0	59 a-g	66 a-e	0.16 a-f	3257 a-f	518 a-f
N16012	0.7	1.3	97 a-c	6.2	26 f-i	6 g-l	2.5	2.5	1.1	56 d-h	62 e-g	0.15 ef	2787 f-j	416 h-j
N16021	0.6	2.2	94 b-g	6.2	29 d-h	11 c-e	2.2	3.2	2.0	55 f-h	62 e-g	0.15 fg	2723 g-j	394 i-k
N17036	0.5	1.9	97 a-c	6.2	33 a-f	10 d-h	2.1	2.7	0.4	60 a-g	65 a-e	0.16 a-f	2882 e-i	461 d-i
N17037	0.5	1.3	96 a-d	6.3	31 b-h	8 e-l	1.4	2.5	0.2	60 a-g	64 c-f	0.16 a-f	2772 f-j	436 f-i
N17040	0.6	1.4	99 a	6.2	38 ab	15 bc	3.0	2.5	1.1	59 a-g	66 a-e	0.16 a-f	2939 c-h	470 c-i
N17041	0.3	1.5	97 a-c	6.3	41 a	20 a	4.1	2.0	0.4	60 a-g	67 a-d	0.17 a-c	2903 d-i	481 b-i
N17044	0.1	2.4	96 a-d	6.4	21 i	4 l	1.3	4.1	1.8	50 h	58 g	0.13 g	2440 i-k	322 k
N17045	1.4	1.5	96 a-d	6.3	32 b-g	9 d-i	3.0	3.3	0.5	58 b-g	64 c-f	0.16 a-f	3095 a-h	483 b-i
N17047	0.3	1.2	97 a-c	6.3	41 a	11 d-f	3.8	2.1	0.2	61 a-e	68 a-c	0.17 a-c	3489 a	586 a
Mean	**0.5**	**1.7**	**95**	**6.2**	**31**	**8.8**	**2.9**	**2.7**	**0.8**	**58**	**65**	**0.16**	**3004**	**474**
LSD	**-**	**-**	**4**	**-**	**8**	**4**	**-**	**-**	**-**	**6**	**4**	**0.02**	**493**	**90**

[1] All yields are net, adjusted to 7% standard moisture and foreign material is deducted.
[2] Means sharing the same letter(s) are not statistically different, at P=0.05 based on the Fisher's LSD test.

2020 Results by Location

Table 18. Performance of genotypes at Tidewater AREC (Suffolk), VA in 2020. Dig II averages of two replicated plots planted on 13 May, dug on 20 October, and combined on 2 November.

Variety	LSK	FM	Fancy	Water	ELK	Super ELK	SS	OK	DK	SMK	Total Kernels	Support Price	Yield[1]	Value
						%						$/lb	lb/A	$/A
Bailey	0.5	1.1	91 b-d	6.8	46 a-e	16 a-c	4.5	2.2	0.8	61 a-e	69 a-d	0.17 a-e	4215 a-e	716 a-d
Bailey II	0.8	1.2	95 a-d	6.8	49 a-c	19 a-c	5.0	2.1	0.5	63 a-d	70 a-c	0.18 a-d	3476 de	610 c-e
Emery	0.6	1.3	92 b-d	7.0	36 e	12 c	4.9	3.4	0.5	56 e-g	65 c-f	0.16 e-g	4175 a-e	655 a-e
Sullivan	0.6	1.1	91 b-d	7.6	48 a-c	22 ab	4.0	2.8	0.5	62 a-e	69 a-d	0.17 a-e	3786 c-e	647 a-e
Walton	0.6	0.8	90 d	7.3	43 a-e	14 a-c	5.1	2.7	0.6	59 b-f	68 a-e	0.17 a-g	4186 a-e	699 a-e
Wynne	0.6	1.9	90 cd	6.9	40 b-e	12 bc	3.6	3.6	0.7	58 b-g	66 b-f	0.16 b-g	3961 a-e	644 b-e
N14001	0.3	1.4	93 a-d	7.4	44 a-e	15 a-c	4.4	2.9	0.5	59 b-g	67 a-f	0.17 a-g	4075 a-e	672 a-e
N14002olJ	0.4	1.6	95 a-d	7.0	43 a-e	17 a-c	7.1	2.4	1.0	57 d-g	67 a-f	0.17 a-g	4137 a-e	683 a-e
N14004olJ	0.4	0.6	95 a-d	7.1	47 a-d	22 a-c	4.6	2.2	1.6	60 a-f	68 a-e	0.17 a-f	3646 c-e	610 c-e
N14007	0.2	0.8	94 a-d	7.4	49 a-c	19 a-c	4.8	2.0	0.8	61 a-e	68 a-d	0.17 a-e	3924 a-e	665 a-e
N14009	0.5	0.9	91 b-d	7.4	48 a-d	20 a-c	3.5	2.2	0.2	66 a	72 a	0.18 a	3876 a-e	698 a-e
N15066	0.5	1.2	90 d	7.1	38 de	13 bc	5.0	3.2	0.8	53 g	63 ef	0.15 g	3370 e	508 e
N14023ol	0.7	1.2	94 a-d	7.5	43 a-e	16 a-c	4.3	2.5	0.6	58 b-g	66 b-f	0.16 a-g	4207 a-e	684 a-e
N14027olJ	0.4	1.2	96 ab	6.7	49 a-c	24 a	4.3	2.1	0.7	61 a-e	68 a-e	0.17 a-e	3836 a-e	650 a-e
N15017ol	0.7	1.4	95 a-d	7.1	47 a-d	22 a-c	5.7	2.7	0.8	59 b-g	68 a-e	0.17 a-f	4043 a-e	678 a-e
N15039ol	0.6	0.9	96 ab	7.4	49 a-c	24 a	4.7	1.9	0.7	61 a-e	69 a-d	0.17 a-e	4532 a-c	767 a-c
N15041ol	0.9	1.0	95 a-d	7.2	43 a-e	14 a-c	5.5	2.0	0.7	59 b-g	68 a-f	0.17 a-g	3831 a-e	632 c-e
N15044olF	0.5	1.5	95 a-d	6.9	52 a	22 a-c	4.4	2.2	0.4	64 ab	71 ab	0.18 ab	3798 b-e	673 a-e
N15053	0.7	1.2	95 a-d	6.9	39 c-e	13 bc	4.9	3.3	0.7	57 c-g	66 b-f	0.16 b-g	3598 de	581 c-e
N15060	0.3	1.5	96 a-c	6.9	45 a-e	17 a-c	4.5	3.2	0.7	57 d-g	65 d-f	0.16 c-g	3533 de	566 de
N16005	0.4	1.2	95 a-d	6.6	44 a-e	14 a-c	5.5	2.7	0.6	59 b-g	67 a-f	0.17 a-g	4273 a-e	710 a-d
N16012	0.3	1.3	96 ab	6.8	45 a-e	16 a-c	5.1	1.9	0.5	60 a-f	68 a-f	0.17 a-f	4126 a-e	696 a-e
N16021	0.6	2.2	92 a-d	6.9	43 a-e	17 a-c	3.4	2.7	0.5	59 b-g	65 b-f	0.16 a-g	3458 de	562 de
N17036	0.6	1.4	93 a-d	6.9	48 a-c	16 a-c	4.0	2.4	0.2	64 ab	70 a-d	0.18 a-d	4722 ab	831 ab
N17037	0.3	1.8	92 a-d	7.5	42 a-e	20 a-c	3.8	3.6	0.8	54 fg	62 f	0.15 fg	4110 a-e	626 c-e
N17040	0.8	1.0	95 a-d	7.1	50 ab	22 ab	6.9	1.9	0.5	61 a-e	70 a-d	0.18 a-c	4134 a-e	729 a-d
N17041	0.3	1.5	98 a	7.2	46 a-d	21 a-c	3.2	2.9	0.5	61 a-e	67 a-f	0.17 a-g	3785 c-e	641 b-e
N17044	0.3	2.0	94 a-d	7.2	42 a-e	17 a-c	3.0	3.0	1.0	58 b-g	66 b-f	0.16 d-g	3725 c-e	593 c-e
N17045	0.6	1.5	96 a-c	7.4	49 a-c	18 a-c	4.0	2.3	0.2	61 a-e	68 a-f	0.17 a-f	4329 a-d	728 a-d
N17047	0.4	0.8	95 a-d	6.8	51 a	15 a-c	4.6	2.4	0.4	63 a-c	70 a-d	0.18 a-c	4739 a	838 a
Mean	**0.5**	**1.3**	**94**	**7.1**	**45**	**17**	**4.6**	**2.6**	**0.6**	**60**	**67**	**0.17**	**3987**	**666**
LSD	**-**	**-**	**6**	**-**	**10**	**10**	**-**	**-**	**-**	**6**	**6**	**0.02**	**933**	**192**

[1]All yields are net, adjusted to 7% standard moisture and foreign material is deducted.
[2]Means sharing the same letter(s) are not statistically different at P=0.05 based on the Fisher's LSD test.

2020 Results by Location

Table 19. Performance of genotypes at Martin Co., NC, in 2020. Dig I averages of two replicated plots planted on 27 May, dug on 5 October, and combined on 15 October.

Variety	LSK	FM	Fancy	Water	ELK	Super ELK	SS	OK	DK	SMK	Total Kernels	Support Price	Yield[1]	Value
	%											$/lb	lb/A	$/A
Bailey	0.7	0.4	94 d-f	6.4	48 a-g	13 e-k	6.3	1.1	0.1	66 a-c	73 a-d	0.19 a-d	5165 a-d	955 a-c
Bailey II	0.4	0.6	94 c-f	6.2	52 a-e	12 f-k	5.8	1.0	0.4	66 a-c	73 a-c	0.19 a-c	5130 a-d	952 a-c
Emery	0.6	0.4	95 b-f	6.2	58 a	19 a-f	5.7	0.9	0.1	67 a-c	73 a-c	0.19 ab	4692 c-g	882 a-d
Sullivan	0.5	0.6	96 a-e	6.3	50 a-f	19 a-f	10.2	1.4	0.6	61 b-f	73 a-c	0.19 a-d	4959 a-e	916 a-d
Walton	0.4	0.5	92 ef	6.4	43 e-j	11 g-k	5.6	1.4	0.3	65 a-c	72 a-e	0.18 a-f	4979 a-e	903 a-d
Wynne	0.4	0.8	95 b-f	6.2	49 a-g	16 c-i	4.8	1.2	0.4	62 a-e	68 c-g	0.17 a-g	5068 a-d	882 a-d
N14001	0.4	0.4	98 ab	6.2	53 a-d	15 d-j	4.8	1.1	0.4	67 a	73 a-d	0.19 a-c	4864 a-e	906 a-d
N14002olJ	0.4	0.4	99 a	6.1	55 a-c	24 ab	5.8	1	0.8	65 a-c	72 a-e	0.18 a-e	5490 a	1005 a
N14004olJ	0.5	0.6	92 f	6.2	48 a-g	17 b-h	7.0	1.7	0.7	62 a-f	71 a-f	0.18 a-g	4799 a-f	855 a-d
N14007	0.5	0.3	96 a-e	6.2	52 a-e	18 b-g	7.1	1.1	0.3	66 a-c	74 a	0.19 a	5104 a-d	966 a-c
N14009	0.4	0.4	97 a-d	6.2	55 a-c	26 a	7.3	1.0	0.4	65 a-c	73 ab	0.19 ab	4636 d-g	869 a-d
N15066	0.4	1.1	98 a-c	6.3	39 g-k	10 h-k	3.5	2.3	0.6	57 e-g	63 hi	0.16 hi	4146 f-h	655 ef
N14023ol	0.7	0.7	98 ab	6.3	36 i-k	7 k	7.3	2.0	1.0	56 fg	67 f-h	0.16 gh	4881 a-e	801 c-e
N14027olJ	0.3	0.5	97 a-d	6.1	45 d-i	11 g-k	8.1	0.9	0.3	63 a-e	72 a-d	0.18 a-e	5372 a-c	979 a-c
N15017ol	0.8	0.4	96 a-d	6.0	56 ab	22 a-c	3.7	1.0	0.9	66 a-c	72 a-e	0.18 a-f	5440 ab	984 ab
N15039ol	1.0	0.5	96 a-d	6.2	52 a-e	21 a-d	8.3	1.1	0.3	64 a-d	74 ab	0.19 a-c	4872 a-e	911 a-d
N15041ol	0.6	0.8	97 a-d	6.3	40 f-k	10 h-k	6.8	2.2	0.8	58 d-f	67 e-h	0.17 e-h	4804 a-f	811 b-e
N15044olF	0.5	0.7	95 b-f	6.2	41 f-k	9 i-k	6.2	1.7	0.6	61 c-f	70 a-g	0.17 b-g	4813 a-f	834 a-e
N15053	1.2	0.8	96 a-d	6.3	33 jk	8 jk	5.1	1.6	0.7	61 b-f	68 c-g	0.17 d-h	4736 c-f	802 c-e
N15060	1.0	1.0	96 a-d	6.2	32 k	9 i-k	3.5	4.6	0.7	52 g	60 i	0.14 i	3783 h	547 f
N16005	0.6	0.7	97 a-d	6.3	46 c-i	7 k	5.6	1.3	0.5	63 a-d	70 a-g	0.18 a-g	4799 a-f	852 a-d
N16012	0.7	0.7	98 ab	6.2	49 a-g	16 c-i	4.8	1.1	0.3	63 a-d	69 b-g	0.18 a-g	4908 a-e	861 a-d
N16021	0.8	0.8	97 a-d	6.2	50 a-f	20 a-e	5.0	0.9	0.4	63 a-d	69 b-g	0.18 a-g	5143 a-d	905 a-d
N17036	0.2	0.5	98 ab	6.5	49 a-g	15 c-j	3.6	1.5	0.2	63 a-e	68 d-h	0.17 c-h	4721 c-g	812 b-e
N17037	0.8	0.6	97 a-d	6.2	47 b-h	12 g-k	4.0	1.2	0.3	64 a-d	69 b-g	0.18 a-g	4314 e-h	754 de
N17040	0.6	0.5	98 ab	6.2	55 a-c	21 a-d	6.6	0.9	0.4	64 a-d	72 a-e	0.18 a-e	4797 a-f	878 a-d
N17041	0.9	0.4	99 a	6.2	58 a	24 ab	4.7	0.5	0.5	67 ab	73 a-d	0.19 a-c	4761 b-f	886 a-d
N17044	0.8	0.7	98 ab	6.4	37 h-k	9 i-k	3.4	0.8	0.2	61 a-f	66 gh	0.17 f-h	4019 gh	667 ef
N17045	0.1	0.5	98 ab	6.2	53 a-d	16 c-i	5.7	0.7	0.3	66 a-c	72 a-d	0.18 a-d	4862 a-e	896 a-d
N17047	0.6	0.4	96 a-d	6.2	53 a-d	12 f-k	5.6	1.1	0.4	66 a-c	73 a-c	0.19 a-d	4662 d-g	862 a-d
Mean	**0.6**	**0.6**	**96**	**6.2**	**47**	**15**	**5.7**	**1.3**	**0.4**	**63**	**70**	**0.18**	**4824**	**870**
LSD	**-**	**-**	**4**	**-**	**11**	**7**	**-**	**-**	**-**	**6**	**5**	**0.02**	**703**	**180**

[1]All yields are net, adjusted to 7% standard moisture and foreign material is deducted.
[2]Means sharing the same letter(s) are not statistically different at P=0.05 based on the Fisher's LSD test.

2020 Results by Location

Table 20. Performance of genotypes at Martin Co., NC, in 2020. Dig II averages of two replicated plots planted on 27 May, dug on 15 October, and combined on 22 October.

Variety	LSK	FM	Fancy	Water	ELK	Super ELK	SS	OK	DK	SMK	Total Kernels	Support Price	Yield[1]	Value
	%											$/lb	lb/A	$/A
Bailey	1.3	0.4	93 gh	6.9	54 a-e	20 f-j	4.4	1.8	0.3	64 a-g	71 b-g	0.18 a-f	5270 b-e	944 a-g
Bailey II	0.9	0.5	94 e-h	6.6	58 a-d	24 c-h	3.8	2.1	0.7	65 a-f	72 a-e	0.18 a-e	4781 d-g	859 e-i
Emery	1.6	0.9	93 f-h	6.7	58 a-d	24 c-h	5.0	1.8	0.3	65 a-f	73 a-c	0.18 a-c	5034 b-f	925 b-h
Sullivan	0.9	0.9	93 gh	7.3	53 a-e	24 d-h	5.4	2.6	0.6	62 d-g	71 b-g	0.18 c-g	5041 b-f	893 c-h
Walton	0.9	0.8	94 d-h	6.9	55 a-e	23 d-i	3.2	0.9	0.4	68 ab	73 a-e	0.18 a-c	5424 a-d	1000 a-d
Wynne	1.2	0.5	95 c-h	6.8	55 a-e	28 b-d	3.8	2.2	0.8	64 b-g	71 b-g	0.18 c-g	5519 a-c	977 a-f
N14001	1.6	0.5	95 c-h	6.8	58 a-d	26 c-f	4.6	1.3	0.2	67 a-d	73 a-d	0.19 a-c	5510 a-c	1022 a-c
N14002olJ	1.5	0.8	97 a-d	6.4	56 a-e	34 ab	6.3	1.6	0.7	62 d-h	71 b-g	0.18 b-f	5665 ab	1008 a-c
N14004olJ	1.0	0.7	93 gh	6.7	51 c-e	24 d-h	5.3	2.3	0.4	62 d-h	70 c-g	0.18 c-g	5412 a-d	948 a-g
N14007	1.2	0.7	94 d-h	6.7	59 a-c	23 d-i	5.7	1.1	0.4	68 ab	75 a	0.19 a	5434 a-d	1036 ab
N14009	1.1	0.7	92 h	7.1	56 a-d	30 a-c	4.8	2.1	1.0	65 a-f	73 a-c	0.18 a-d	4657 e-g	849 f-i
N15066	1.1	0.8	96 a-e	6.9	40 g	13 l	2.7	3.8	0.6	57 i	64 j	0.15 j	4791 d-f	742 ij
N14023ol	1.7	0.9	96 a-f	6.7	52 b-e	18 h-l	6.5	1.7	0.3	63 c-g	71 b-g	0.18 a-f	6006 a	1077 a
N14027olJ	1.4	0.8	95 b-g	6.8	55 a-e	17 i-l	3.3	1.4	0.6	67 a-d	72 a-e	0.18 a-d	5638 ab	1028 a-c
N15017ol	1.5	0.7	96 a-f	6.6	55 a-e	28 b-d	4.6	1.6	0.6	64 a-g	71 b-g	0.18 a-f	5386 a-d	965 a-f
N15039ol	1.9	0.4	95 c-h	6.9	61 a	28 b-e	3.8	1.4	0.2	69 a	74 ab	0.19 ab	5207 b-e	988 a-e
N15041ol	1.3	0.6	95 b-g	6.4	41 g	13 kl	6.4	3.2	0.5	57 hi	68 gh	0.17 g-j	5456 a-d	903 b-h
N15044olF	2.0	0.6	93 gh	7.0	47 e-g	15 j-l	4.0	2.3	0.6	62 d-h	69 d-h	0.17 d-h	5457 a-d	935 b-g
N15053	1.2	0.7	97 a-d	6.6	42 fg	14 kl	3.8	2.5	0.5	62 e-h	69 e-h	0.17 e-i	4683 e-g	794 h-j
N15060	1.0	1.1	96 a-f	6.6	47 e-g	19 g-k	3.1	2.8	0.5	57 hi	64 ij	0.16 ij	4406 fg	697 j
N16005	0.8	0.8	96 a-e	7.2	54 a-e	15 j-l	3.0	1.5	0.5	65 a-f	71 b-g	0.18 c-f	5331 a-e	946 a-g
N16012	1.4	0.9	97 a-c	6.7	56 a-e	25 c-g	2.9	2.0	0.5	65 a-f	71 c-g	0.18 c-g	5171 b-e	916 b-h
N16021	1.0	0.9	96 a-f	7.0	56 a-e	28 b-d	3.5	2.1	0.4	65 a-f	71 b-g	0.18 b-f	5320 a-e	951 a-f
N17036	1.4	0.5	96 a-e	7.1	47 e-g	21 f-j	2.3	3.0	0.7	60 g-i	66 h-j	0.16 h-j	4976 b-f	811 g-j
N17037	1.4	0.9	96 a-e	7.1	50 d-f	22 e-i	3.3	2.6	0.6	61 f-i	68 g-i	0.17 f-i	4090 g	688 j
N17040	1.1	0.7	94 d-h	7.2	59 a-c	32 ab	3.7	1.2	0.3	67 a-c	73 a-c	0.19 a-c	5152 b-e	955 a-f
N17041	1.3	0.5	98 a	7.1	60 ab	36 a	4.6	1.5	0.5	66 a-f	73 a-e	0.18 a-c	5351 a-e	985 a-f
N17044	1.2	1.2	98 ab	6.8	47 e-g	20 f-j	2.1	1.5	0.3	64 b-g	68 f-h	0.17 d-h	4966 b-f	848 f-i
N17045	1.0	0.7	96 a-f	6.9	57 a-d	26 c-f	3.5	1.8	0.5	65 a-f	72 a-f	0.18 a-f	4823 c-f	865 d-i
N17047	1.3	0.6	96 a-e	6.8	56 a-d	18 h-l	3.3	1.4	0.4	66 a-e	72 a-e	0.18 a-d	5657 ab	1026 a-c
Mean	**1.3**	**0.7**	**95**	**6.8**	**53**	**23**	**4.1**	**1.9**	**0.5**	**64**	**71**	**0.18**	**5187**	**919**
LSD	**-**	**-**	**3**	**-**	**9**	**7**	**-**	**-**	**-**	**5**	**4**	**0.01**	**701**	**138**

[1]All yields are net, adjusted to 7% standard moisture and foreign material is deducted.
[2]Means sharing the same letter(s) are not statistically different, at P=0.05 based on the Fisher's LSD test.

2020 Results by Location

Table 21. Performance of genotypes at Rocky Mount, NC, in 2020. Averages of two replicated plots planted on 18 May, dug on 5 October, and combined on 19 October.

Variety	LSK	FM	Fancy	Water	ELK	Super ELK	SS	OK	DK	SMK	Total Kernels	Support Price	Yield[1]	Value
	%											$/lb	lb/A	$/A
Bailey	0.3	0.8	86 g-j	6.9	26 a-e	2 bc	2.5	2.8	0.1	63 a-d	69 b-g	0.17 b-d	4246 a-c	710 a-c
Bailey II	0.4	0.8	83 h-j	6.9	31 a-d	5 a-c	4.6	2.5	0.1	63 b-d	70 a-g	0.17 a-c	4187 a-c	720 a-c
Emery	0.4	1.0	95 a-c	7.3	37 ab	4 a-c	3.0	1.6	0.0	65 ab	70 b-g	0.17 ab	4132 a-d	722 a-c
Sullivan	0.2	0.8	87 e-i	7.0	23 b-e	2 bc	2.8	2.8	0.1	63 b-d	69 d-h	0.17 b-e	3860 a-d	642 a-e
Walton	0.4	0.6	81 ij	7.4	25 a-e	3 bc	1.6	2.4	0.1	65 ab	70 b-g	0.17 bc	3647 cd	621 b-e
Wynne	0.2	0.5	95 a-c	7.0	33 a-c	7 a	3.7	2.1	0.1	63 a-d	70 b-g	0.17 a-c	4211 a-c	723 a-c
N14001	0.3	0.6	87 d-i	6.8	30 a-d	3 a-c	3.0	2.7	0.0	65 ab	72 ab	0.17 ab	3776 b-d	660 a-d
N14002olJ	0.4	1.1	94 a-c	7.1	32 a-d	7 a	3.2	1.7	0.3	64 a-c	69 b-g	0.17 a-c	4332 ab	742 ab
N14004olJ	0.4	0.6	94 a-c	6.7	36 ab	5 a-c	3.1	1.7	0.1	65 ab	71 a-f	0.18 ab	4164 a-c	731 a-c
N14007	0.4	0.5	79 j	6.7	34 ab	5 a-c	4.7	1.7	0.1	66 a	73 a	0.18 a	4151 a-c	751 ab
N14009	0.3	0.5	95 a-c	7.0	36 ab	7 a	3.3	2.4	0.2	65 ab	71 a-d	0.18 ab	3966 a-d	696 a-c
N15066	0.2	2.1	94 a-c	7.5	15 e	1 c	1.0	4.0	0.2	57 ef	62 j	0.15 fg	3512 d	516 e
N14023ol	0.3	0.9	86 f-i	6.9	23 b-e	2 bc	4.4	1.7	0.2	62 cd	68 d-h	0.17 b-d	3956 a-d	663 a-d
N14027olJ	0.3	1.0	96 ab	6.9	33 a-c	5 a-c	4.2	1.9	0.2	63 a-d	70 b-g	0.17 a-c	4397 ab	758 a
N15017ol	0.8	0.6	96 ab	6.7	38 a	6 ab	2.8	2.5	0.3	65 ab	71 a-e	0.17 ab	4348 ab	759 a
N15039ol	0.4	0.9	93 a-e	6.8	29 a-e	5 a-c	3.4	2.2	0.2	65 ab	71 a-c	0.18 ab	3816 b-d	671 a-d
N15041ol	0.2	0.6	95 a-c	7.0	31 a-d	5 a-c	5.5	2.3	0.1	62 b-d	70 b-g	0.17 a-c	4452 a	768 a
N15044olF	0.3	0.6	93 a-f	6.9	25 a-e	2 bc	3.6	1.9	0.1	63 a-d	69 b-g	0.17 b-d	4194 a-c	712 a-c
N15053	0.3	0.7	94 a-d	7.0	28 a-e	4 a-c	3.1	1.8	0.2	63 a-d	69 c-h	0.17 b-d	4110 a-d	695 a-c
N15060	0.5	1.2	89 c-h	6.7	19 c-e	2 bc	1.8	4.6	0.3	54 f	61 j	0.14 g	3928 a-d	562 de
N16005	0.2	1.0	93 a-e	7.0	27 a-e	2 bc	2.8	2.7	0.1	63 b-d	69 b-g	0.17 b-d	4355 ab	728 a-c
N16012	0.3	0.6	96 ab	6.9	30 a-d	3 a-c	2.2	2.0	0.1	63 b-d	68 g-i	0.17 b-e	4293 ab	713 a-c
N16021	0.3	1.1	96 ab	7.0	32 a-d	6 ab	2.4	2.2	0.3	63 a-d	68 e-h	0.17 b-d	4114 a-d	692 a-d
N17036	0.3	0.8	97 ab	7.0	24 a-e	4 a-c	0.7	3.9	0.2	60 de	65 i	0.16 ef	4295 ab	670 a-d
N17037	1.0	0.8	98 a	7.0	31 a-d	4 a-c	1.8	2.2	0.1	64 a-c	69 c-g	0.17 b-d	4393 ab	739 a-c
N17040	0.2	0.6	97 ab	6.9	27 a-e	5 a-c	3.7	2.0	0.1	63 a-d	69 b-g	0.17 b-d	4146 a-c	706 a-c
N17041	0.6	1.0	95 a-c	6.6	34 ab	4 a-c	4.2	2.4	0.3	63 a-d	71 a-g	0.17 a-c	4154 a-c	720 a-c
N17044	0.1	0.8	97 a	7.4	25 a-e	4 a-c	1.6	3.0	0.1	61 cd	66 hi	0.16 de	3802 b-d	607 c-e
N17045	0.6	0.7	94 a-c	6.9	26 a-e	4 a-c	3.3	2.2	0.2	62 b-d	68 f-i	0.17 b-d	4145 a-d	691 a-d
N17047	0.3	0.9	90 b-g	7.0	18 de	2 bc	3.7	3.3	0.3	61 cd	69 d-h	0.16 c-e	4475 a	734 a-c
Mean	**0.4**	**0.9**	**92**	**6.9**	**28**	**4**	**3.0**	**2.4**	**0.1**	**63**	**69**	**0.17**	**4118**	**694**
LSD	**-**	**-**	**7**	**-**	**14**	**4**	**-**	**-**	**-**	**3**	**3**	**0.01**	**633**	**134**

[1]All yields are net, adjusted to 7% standard moisture and foreign material is deducted.
[2]Means sharing the same letter(s) are not statistically different, at P=0.05 based on the Fisher's LSD test.

2020 Results by Location

Table 22. Performance of genotypes at Bladen County, NC, in 2020. Averages of three replicated plots planted on 5 June, dug on 20 October, and combined on 4 November.

Variety	LSK	FM	Fancy	Water	ELK	Super ELK	SS	OK	DK	SMK	Total Kernels	Support Price	Yield[1]	Value
						%						$/lb	lb/A	$/A
Bailey	1.9	0.7	89 a-d	6.0	46 a-g	14 c-j	12.8	1.8	0.1	59 b-g	74 a	0.19 a-e	2508 a	465 a
Bailey II	1.7	0.7	89 a-d	6.0	45 a-h	19 a-d	11.8	2.3	0.4	59 c-g	74 a	0.18 a-g	2874 a	524 a
Emery	2.9	0.6	93 a-c	6.2	53 a	17 b-g	7.1	1.1	0.8	64 a	73 a	0.18 a-f	2880 a	523 a
Sullivan	2.3	1.1	90 a-d	6.2	42 c-i	13 e-l	11.8	1.6	1.0	58 e-h	72 a	0.18 c-i	2033 a	364 a
Walton	1.4	0.6	83 d	6.1	47 a-f	18 a-f	8.8	2.4	0.2	63 ab	73 a	0.18 a-e	2567 a	474 a
Wynne	2.1	0.6	93 a-c	6.1	46 a-g	16 b-h	11.2	1.8	0.5	60 b-g	73 a	0.18 a-g	1948 a	357 a
N14001	2.2	0.6	93 a-c	5.9	48 a-e	16 b-h	10.9	2.1	0.8	59 c-g	73 a	0.18 a-g	3116 a	559 a
N14002olJ	1.8	0.5	96 a	6.1	52 ab	24 a	12.5	1.1	0.6	61 a-f	74 a	0.19 ab	2589 a	489 a
N14004olJ	2.5	0.8	88 a-d	6.0	41 e-i	12 f-m	11.7	1.2	0.8	57 f-i	71 a	0.18 d-j	2256 a	399 a
N14007	1.7	0.8	87 b-d	6.1	42 d-i	10 i-n	15.9	1.4	0.1	57 g-i	74 a	0.19 a-d	2001 a	371 a
N14009	2.9	0.6	86 cd	6.1	52 ab	24 a	13.0	1.0	0.5	61 a-f	75 a	0.19 a	1830 a	348 a
N15066	1.3	0.9	91 a-d	6.4	40 f-j	8 k-n	5.1	3.2	0.6	60 b-g	69 a	0.17 jk	3059 a	514 a
N14023ol	1.8	0.7	90 a-d	6.1	33 j	7 l-n	11.4	2.8	0.9	55 hi	70 a	0.17 ij	2950 a	499 a
N14027olJ	2.7	2.0	94 a-c	6.0	39 g-j	9 j-n	12.8	1.6	0.7	57 g-i	72 a	0.18 c-i	1294 a	230 a
N15017ol	2.9	0.7	93 a-c	6.1	44 b-h	12 f-m	10.1	1.5	0.6	60 b-g	72 a	0.18 b-h	2350 a	422 a
N15039ol	2.0	0.8	93 a-c	6.0	48 a-e	17 b-g	11.4	1.8	0.6	62 a-d	75 a	0.19 a-c	2574 a	487 a
N15041ol	1.5	0.9	92 a-c	6.1	35 ij	6 mn	10.8	2.7	1.2	55 hi	69 a	0.17 jk	2338 a	392 a
N15044olF	2.0	0.7	94 a-c	6.1	38 h-j	11 g-n	14.9	1.8	0.9	54 i	72 a	0.18 d-j	2709 a	476 a
N15053	1.9	0.7	93 a-c	6.2	38 h-j	10 h-n	11.5	2.0	0.2	59 c-g	72 a	0.18 b-h	2019 a	363 a
N15060	2.2	1.0	92 a-c	6.2	36 ij	7 l-n	6.9	3.8	0.9	55 hi	66 a	0.16 k	1724 a	275 a
N16005	2.3	0.7	86 cd	6.2	36 ij	5 n	9.4	2.5	0.7	58 d-h	70 a	0.17 g-j	1855 a	324 a
N16012	2.7	0.5	96 a	6.1	42 d-i	11 g-n	7.1	2.6	1.0	59 c-g	69 a	0.17 h-j	2453 a	423 a
N16021	2.5	1.0	93 a-c	6.2	46 a-g	19 a-e	10.6	1.5	0.5	57 f-i	70 a	0.18 e-j	2299 a	410 a
N17036	2.2	0.6	94 a-c	6.2	48 a-e	15 b-j	5.8	1.6	0.5	64 a	72 a	0.18 b-h	2370 a	426 a
N17037	3.1	0.7	95 ab	6.1	48 a-e	16 b-i	7.8	2.1	1.1	62 a-c	41 b	0.18 b-g	2883 a	523 a
N17040	2.7	0.6	95 ab	6.1	50 a-c	20 a-c	10.8	1.3	1.0	61 a-e	74 a	0.19 a-d	2082 a	387 a
N17041	2.6	0.6	94 a-c	6.0	49 a-e	23 a	13.0	1.3	0.5	60 b-g	74 a	0.19 a-c	2375 a	448 a
N17044	5.6	1.6	96 a	6.1	39 g-j	10 h-n	8.5	1.0	0.9	59 b-g	70 a	0.17 f-j	1181 a	206 a
N17045	1.9	0.5	94 a-c	6.1	49 a-d	21 ab	12.2	1.6	0.6	59 c-g	73 a	0.18 a-g	3037 a	557 a
N17047	1.6	0.5	95 ab	6.1	46 a-g	14 d-k	11.8	2.4	0.4	57 f-i	72 a	0.18 c-i	2946 a	525 a
Mean	**2.3**	**0.8**	**92**	**6.1**	**44**	**14**	**10.6**	**1.9**	**0.6**	**59**	**71**	**0.18**	**2370**	**425**
LSD	**-**	**-**	**8**	**-**	**8**	**6**	**-**	**-**	**-**	**4**	**18**	**0.01**	**2270**	**412**

[1]All yields are net, adjusted to 7% standard moisture and foreign material is deducted. Soil was wet at digging, resulting on pods to fall from vines at harvest and, therefore, yields of Bladen were lower than for other locations.
[2]Means sharing the same letter(s) are not statistically different, at P=0.05 based on the Fisher's LSD test.

2020 Results by Location

Table 23. Performance of genotypes at Blackville, SC, in 2020. Averages of two replicated plots planted on 13 May, dug on 28 September and combined on 7 October.

Variety	LSK	FM	Fancy	Water	ELK	Super ELK	SS	OK	DK	SMK	Total Kernels	Support Price	Yield[1]	Value
	%											$/lb	lb/A	$/A
Bailey	0.4	1.4	83 c	5.5	44 a-d	16 e-i	11.8	2.5	0.3	56 a-c	71 a-d	0.18 a-f	4971 a	876 a
Bailey II	0.3	1.6	88 a-c	5.8	49 a-c	19 b-h	10.0	1.5	0.4	59 a-c	71 a-d	0.18 a-d	4494 a-c	800 a-d
Emery	0.4	1.2	90 a-c	5.6	50 a	21 a-g	9.4	1.9	0.4	60 a	72 a-c	0.18 a-c	4334 a-c	783 a-d
Sullivan	0.6	1.7	83 c	5.7	43 a-d	18 c-h	9.7	2.4	0.6	56 a-c	69 b-f	0.17 b-g	4599 ab	782 a-d
Walton	0.3	1.0	91 a-c	5.8	45 a-d	15 e-i	8.7	1.9	0.8	58 a-c	70 a-e	0.17 a-f	4860 a	841 a-c
Wynne	0.5	1.1	91 a-c	5.7	39 cd	18 d-i	11.9	2.3	0.9	55 c	69 a-e	0.17 b-g	4738 a	809 a-d
N14001	0.4	1.1	87 a-c	5.7	50 a	27 a	10.5	1.5	0.3	59 a-c	71 a-d	0.18 a-d	4683 ab	845 ab
N14002olJ	0.8	1.4	86 bc	5.7	49 ab	26 ab	12.2	1.7	0.3	60 a-c	74 a	0.19 a	4501 a-c	833 a-c
N14004olJ	0.6	1.0	91 a-c	5.7	49 ab	22 a-e	8.8	1.5	0.6	60 a	71 a-d	0.18 a-d	4360 a-c	780 a-d
N14007	0.4	1.3	88 a-c	5.7	48 a-c	19 b-h	11.2	1.6	0.2	60 ab	73 ab	0.18 ab	4604 ab	847 ab
N14009	0.3	1.3	91 ab	5.8	41 a-d	25 a-d	11.9	1.8	0.7	55 c	69 a-e	0.17 a-g	4158 a-c	712 a-e
N15066	0.4	1.5	90 a-c	5.8	46 a-d	14 f-i	7.6	1.8	0.5	59 a-c	69 a-e	0.17 a-f	3772 bc	653 de
N14023ol	0.5	1.3	90 a-c	5.7	38 d	16 e-i	11.7	1.6	1.2	55 bc	70 a-e	0.17 a-g	4908 a	839 a-c
N14027olJ	0.2	1.8	91 ab	5.7	45 a-d	14 g-i	10.4	1.8	0.6	58 a-c	70 a-e	0.18 a-f	4708 ab	826 a-c
N15017ol	0.6	1.3	90 a-c	5.8	41 a-d	22 a-f	8.0	3.0	0.6	56 a-c	67 d-f	0.17 d-g	4764 a	791 a-d
N15039ol	0.5	1.8	89 a-c	5.8	50 a	19 b-h	8.5	1.7	0.8	60 ab	71 a-d	0.18 a-e	4704 ab	835 a-c
N15041ol	0.5	1.4	91 a-c	5.5	44 a-d	13 hi	11.3	1.7	0.6	56 a-c	70 a-e	0.17 a-f	4853 a	846 ab
N15044olF	0.8	1.6	90 a-c	5.6	45 a-d	15 e-i	7.4	2.3	1.1	59 a-c	69 a-e	0.17 a-g	4451 a-c	757 a-d
N15053	0.6	1.9	87 a-c	5.6	39 cd	12 hi	10.3	2.3	0.8	56 a-c	69 a-e	0.17 b-g	4344 a-c	738 a-d
N15060	0.5	1.4	90 a-c	5.8	38 d	11 hi	5.9	2.6	0.5	55 bc	64 f	0.16 g	3593 c	564 e
N16005	0.6	1.6	87 a-c	5.6	45 a-d	10 i	9.3	2.2	0.4	58 a-c	70 a-e	0.17 a-f	4645 ab	804 a-d
N16012	0.6	1.5	93 ab	5.5	40 b-d	13 hi	8.5	1.9	1.1	55 c	66 ef	0.16 fg	4257 a-c	693 b-e
N16021	1.1	1.7	90 a-c	5.6	45 a-d	19 b-h	10.8	1.5	0.5	57 a-c	69 a-e	0.18 a-f	4772 a	834 a-c
N17036	0.3	1.4	95 a	5.6	44 a-d	22 a-f	7.6	2.0	0.8	58 a-c	68 c-f	0.17 c-g	4822 a	812 a-d
N17037	0.4	1.7	88 a-c	5.7	42 a-d	17 d-i	6.7	2.1	0.7	57 a-c	66 ef	0.16 e-g	4182 a-c	675 c-e
N17040	0.3	1.2	93 ab	5.5	49 ab	26 a-c	9.8	1.7	0.9	59 a-c	71 a-d	0.18 a-d	4658 ab	830 a-c
N17041	0.6	1.5	87 a-c	5.7	47 a-d	24 a-d	10.2	1.7	0.7	58 a-c	71 a-d	0.18 a-f	4788 a	846 ab
N17044	0.9	1.7	91 ab	5.7	42 a-d	15 e-i	9.8	1.8	0.3	58 a-c	70 a-e	0.17 a-f	4190 a-c	726 a-e
N17045	0.3	1.5	88 a-c	5.7	47 a-d	27 a	10.2	2.1	0.6	58 a-c	71 a-d	0.18 a-f	4606 ab	811 a-d
N17047	0.3	1.4	89 a-c	5.6	43 a-d	21 a-g	11.4	1.8	1.1	56 a-c	70 a-e	0.17 a-f	5051 a	874 a
N14017	0.2	1.2	86 bc	5.7	46 a-d	26 ab	10.5	1.5	0.6	59 a-c	71 a-d	0.18 a-d	4755 a	848 ab
Mean	**0.5**	**1.4**	**89**	**5.7**	**44**	**19**	**9.7**	**1.9**	**0.6**	**58**	**70**	**0.17**	**4552**	**791**
LSD	**-**	**-**	**8**	**-**	**10**	**8**	**-**	**-**	**-**	**5**	**5**	**0.02**	**939**	**169**

[1]All yields are net, adjusted to 7% standard moisture and foreign material is deducted.
[2]Means sharing the same letter(s) are not statistically different, at P=0.05 based on the Fisher's LSD test.

2020 Results by Location

Table 24. Performance of genotypes at Florence, SC, in 2020. Averages of two replicated plots planted on 10 June, dug on 30 October and combined on 4 November.

Variety	Yield[1] lb/A
Bailey	5505 a-d
Bailey II	-
Emery	5207 a-d
Sullivan	5264 a-d
Walton	-
Wynne	-
N14001	5081 a-d
N14002olJ	5046 a-d
N14004olJ	5035 a-d
N14007	5345 a-d
N14009	4909 b-d
N15066	5287 a-d
N14023ol	5459 a-d
N14027olJ	5563 a-d
N15017ol	5184 a-d
N15039ol	5758 ab
N15041ol	5448 a-d
N15044olF	5081 a-d
N15053	5540 a-d
N15060	5333 a-d
N16005	4840 cd
N16012	5723 ab
N16021	5402 a-d
N17036	5792 a
N17037	5299 a-d
N17040	5471 a-d
N17041	5368 a-d
N17044	5551 a-d
N17045	4794 d
N17047	5666 a-c
N14017	5391 a-d
Mean	**5334**
LSD	**869**

[1]All yields are net, adjusted to 7% standard moisture and foreign material is deducted.
[2]Means sharing the same letter(s) are not statistically different, at P=0.05 based on the Fisher's LSD test.

2020 Results Across Locations

Table 25. Performance of genotypes averaged across test locations in 2020.

Variety	LSK	FM	Fancy	Water	ELK	Super ELK	SS	OK	DK	SMK	Total Kernels	Support Price	Yield[1]	Value
	%											$/lb	lb/A	$/A
Bailey	0.9	0.9	89 i	6.4	41 a-g	12 e-k	6.5	2.1	0.3	61 a-d	70 a-d	0.18 a-e	4255 a-c	746 ab
Bailey II	0.7	0.9	91 f-i	6.3	46 ab	15 c-h	6.2	1.9	0.4	62 a-c	71 a	0.18 ab	4039 a-d	719 ab
Emery	1.0	1.0	93 a-f	6.4	46 ab	15 c-i	5.4	1.9	0.3	63 a-c	70 a-d	0.18 a-d	4081 a-d	718 ab
Sullivan	0.8	1.0	90 g-i	6.6	42 a-f	15 c-h	6.7	2.3	0.6	60 b-e	70 a-d	0.17 a-f	3911 a-d	678 a-d
Walton	0.6	0.7	89 i	6.6	40 a-g	12 d-k	4.9	2.1	0.4	63 a	71 a-d	0.18 a-e	4157 a-c	729 ab
Wynne	0.8	1.0	93 a-f	6.4	41 a-g	15 c-h	6.0	2.3	0.6	60 c-f	69 a-e	0.17 c-f	4062 a-d	693 a-d
N14001	0.8	0.8	93 c-g	6.4	46 ab	17 a-f	5.7	1.9	0.4	63 ab	71 ab	0.18 a-c	4174 a-c	744 ab
N14002olJ	0.8	1.0	95 a-e	6.4	46 ab	20 a-c	7.2	1.7	0.6	61 a-d	70 a-d	0.18 a-d	4279 ab	753 ab
N14004olJ	0.8	0.8	92 d-h	6.3	43 a-d	16 b-g	6.2	1.9	0.8	61 a-d	70 a-d	0.17 a-f	4003 a-d	694 a-d
N14007	0.6	0.8	90 hi	6.4	44 a-c	14 d-j	7.5	1.6	0.5	62 a-c	72 a	0.18 a	3990 a-d	722 ab
N14009	0.8	0.8	92 e-h	6.5	46 ab	21 ab	6.8	1.8	0.5	63 a-c	72 a	0.18 a	3740 a-d	669 a-d
N15066	0.6	1.4	94 a-e	6.6	34 g	9 k	3.7	2.9	0.5	57 fg	65 fg	0.16 hi	3547 b-d	560 de
N14023ol	0.9	1.1	93 d-h	6.5	36 d-g	10 h-k	7.2	2.2	0.7	58 ef	68 b-e	0.17 fg	4267 a-c	717 a-c
N14027olJ	0.9	1.3	95 a-e	6.3	42 a-e	12 d-k	6.6	1.8	0.5	61 a-d	70 a-d	0.17 a-f	4054 a-d	708 a-d
N15017ol	1.2	0.9	94 a-e	6.3	45 ab	18 a-d	5.5	2.1	0.7	61 a-d	69 a-d	0.17 a-f	4206 a-c	726 ab
N15039ol	1.0	0.9	94 a-e	6.4	46 ab	17 a-e	6.1	1.8	0.5	63 ab	71 a	0.18 ab	4136 a-c	740 ab
N15041ol	0.8	0.9	94 a-e	6.4	37 c-g	9 jk	7.3	2.4	0.7	58 e-g	68 b-e	0.17 fg	4109 a-d	689 a-d
N15044olF	0.9	1.0	94 a-e	6.4	40 b-g	11 f-k	6.3	2.1	0.6	60 c-f	69 a-e	0.17 b-f	4073 a-d	695 a-d
N15053	0.9	1.1	93 a-f	6.4	34 fg	9 jk	5.8	2.5	0.5	59 d-f	68 b-e	0.17 fg	3730 a-d	624 b-e
N15060	0.9	2.2	92 d-h	6.4	35 e-g	10 i-k	4.0	3.6	0.6	55 g	63 g	0.15 i	3325 d	506 e
N16005	0.8	1.0	93 b-g	6.4	40 b-g	8 k	5.5	2.2	0.5	61 a-d	69 a-e	0.17 b-f	4073 a-d	697 a-d
N16012	1.0	1.0	96 a	6.3	41 a-g	13 d-k	4.7	2.0	0.6	60 c-e	68 d-f	0.17 fg	3999 a-d	674 a-d
N16021	1.0	1.4	94 a-e	6.4	43 a-d	17 a-e	5.4	2.0	0.6	60 c-f	68 b-e	0.17 d-g	3975 a-d	678 a-d
N17036	0.8	1.0	96 a-c	6.5	42 a-g	14 d-j	3.7	2.4	0.4	61 a-d	68 c-e	0.17 e-g	4112 a-d	689 a-d
N17037	1.1	1.1	95 a-e	6.5	41 a-g	14 d-k	4.1	2.3	0.5	60 b-e	63 g	0.17 fg	3820 a-d	634 a-e
N17040	0.9	0.8	96 ab	6.4	47 ab	20 a-c	6.3	1.6	0.6	62 a-c	71 a-c	0.18 a-c	3987 a-d	708 a-d
N17041	0.9	1.0	95 a-d	6.4	48 a	21 a	6.3	1.7	0.5	62 a-c	71 a-c	0.18 a-c	4016 a-d	715 a-c
N17044	1.3	1.5	96 a-c	6.5	36 d-g	11 g-k	4.2	2.1	0.6	59 d-f	66 ef	0.16 gh	3475 cd	567 c-e
N17045	0.8	1.0	94 a-e	6.5	45 a-c	17 a-e	6.0	2.0	0.4	61 a-d	70 a-d	0.17 a-f	4128 a-d	719 ab
N17047	0.7	0.8	94 a-e	6.4	44 a-c	13 d-k	6.3	2.1	0.4	62 a-d	71 a-d	0.18 a-e	4431 a	778 a
Mean	**0.9**	**1.0**	**93**	**6.4**	**42**	**14**	**5.8**	**2.1**	**0.5**	**61**	**69**	**0.17**	**4005**	**690**
LSD	**-**	**-**	**3**	**-**	**7**	**5**	**-**	**-**	**-**	**3**	**3**	**0.01**	**804**	**151**

[1]All yields are net, adjusted to 7% standard moisture and foreign material is deducted.
[2]Means sharing the same letter(s) are not statistically different, at P=0.05 based on the Fisher's LSD test.

Two-year Averages by Location

RESULTS- TWO-YEAR AVERAGES

Table 26. Performance of genotypes at Tidewater AREC (Suffolk), VA. Two-year averages (2019-2020).

Variety	LSK	FM	Fancy	Water	ELK	Super ELK	SS	OK	DK	SMK	Total Kernels	Support Price	Yield[1]	Value
						%						$/lb	lb/A	$/A
Bailey	1.0	1.2	90 de	6.5	39 a-c	9 cd	4.6	2.3	0.9	62 a-d	70 ab	0.17 ab	4544 a	787 a
Bailey II	0.5	1.0	92 cd	6.5	46 a	14 a-c	4.1	2.1	1.0	64 a	71 a	0.18 a	4375 a	772 a
Emery	0.4	1.2	94 a-c	6.5	42 a-c	13 a-d	3.7	2.4	1.5	62 a-d	69 ab	0.17 a-c	4397 a	730 a
Sullivan	0.4	1.2	93 a-c	6.8	45 ab	15 a-c	3.5	2.5	0.9	63 ab	70 ab	0.17 ab	4292 a	745 a
Walton	0.7	1.2	88 e	6.7	35 c	10 b-d	3.3	2.9	1.8	61 a-d	69 ab	0.17 bc	4207 a	677 a
Wynne	0.7	1.6	92 b-d	6.5	37 bc	13 a-d	3.6	3.0	1.8	59 d	67 b	0.16 c	3913 a	631 a
N14002olJ	0.6	1.3	95 ab	6.5	43 ab	15 ab	4.6	2.3	1.7	60 b-d	69 ab	0.17 a-c	4569 a	764 a
N14004olJ	0.5	0.9	95 ab	6.5	42 a-c	14 a-d	3.7	2.0	2.2	61 a-d	69 ab	0.17 a-c	4003 a	664 a
N14023ol	0.6	1.4	94 a-c	6.7	40 a-c	12 a-d	5.4	2.5	0.9	59 cd	68 ab	0.17 a-c	4534 a	767 a
N14027olJ	0.6	1.4	94 a-c	6.5	41 a-c	14 a-c	5.0	2.4	0.7	60 a-d	69 ab	0.17 a-c	4570 a	784 a
N15017ol	0.7	1.3	95 ab	6.5	45 ab	15 a-c	4.4	2.1	1.2	62 a-d	70 ab	0.17 ab	4326 a	751 a
N15039ol	0.5	1.0	95 ab	6.6	44 ab	16 a	3.6	2.1	1.6	63 a-c	70 ab	0.17 ab	4669 a	798 a
N15041ol	0.5	1.3	94 a-c	6.6	40 a-c	10 b-d	5.1	2.6	0.8	61 a-d	70 ab	0.17 a-c	4280 a	734 a
N15044olF	0.6	1.3	96 a	6.5	42 a-c	14 a-d	4.6	2.5	1.0	61 a-d	69 ab	0.17 a-c	4029 a	685 a
N16005	0.5	1.2	93 a-c	6.5	40 a-c	8 d	4.1	2.5	1.4	60 a-d	68 ab	0.17 a-c	4261 a	704 a
Mean	**0.6**	**1.2**	**93**	**6.6**	**41**	**13**	**4.2**	**2.4**	**1.3**	**61**	**69**	**0.17**	**4331**	**733**
LSD	**-**	**-**	**3**	**-**	**8**	**5**	**-**	**-**	**-**	**4**	**3**	**0.01**	**965**	**196**

[1]All yields are net, adjusted to 7% standard moisture and foreign material is deducted.
[2]Means sharing the same letter(s) are not statistically different, at P=0.05 based on the Fisher's LSD test.

Two-year Averages by Location

Table 27. Performance of genotypes at Martin Co., NC. Two-year averages (2019-2020).

Variety	LSK	FM	Fancy	Water	ELK	Super ELK	SS	OK	DK	SMK	Total Kernels	Support Price	Yield[1]	Value
						%						$/lb	lb/A	$/A
Bailey	0.6	0.6	88 c	6.8	46 d-i	11 d-g	4.6	1.6	0.4	65 a-d	72 a-c	0.18 bc	5307 a-c	959 ab
Bailey II	0.5	0.8	89 bc	6.8	51 a-e	14 c-f	4.5	1.6	0.3	66 ab	73 ab	0.18 ab	4993 bc	915 ab
Emery	0.8	0.8	92 ab	6.7	56 a	19 a-c	4.2	1.5	0.3	66 a	73 ab	0.18 ab	5114 a-c	940 ab
Sullivan	0.4	1.0	92 ab	6.7	50 b-e	19 a-c	6.5	1.9	0.4	63 d-f	72 a-d	0.18 a-c	5040 bc	914 ab
Walton	0.5	0.7	89 bc	6.9	44 f-i	15 c-f	4.0	1.6	0.4	66 a-c	72 a-c	0.18 b-d	5218 a-c	941 ab
Wynne	0.6	0.8	93 a	6.8	49 c-f	17 a-d	4.4	1.7	0.3	64 b-f	70 c-f	0.18 c-f	4935 c	875 b
N14002olJ	0.7	0.9	95 a	6.6	53 a-c	23 a	5.5	1.2	0.6	65 a-e	72 a-e	0.18 a-c	5555 a	1010 a
N14004olJ	0.7	0.8	93 a	6.6	49 c-g	16 b-e	5.7	1.6	0.5	63 c-f	71 b-f	0.18 b-e	5148 a-c	921 ab
N14023ol	0.8	0.9	95 a	6.8	43 g-i	10 fg	5.7	1.9	0.5	62 fg	70 d-f	0.17 d-f	5380 a-c	943 ab
N14027olJ	0.7	0.8	94 a	6.7	47 d-h	12 d-g	5.7	1.6	0.3	64 b-f	71 b-e	0.18 b-e	5478 ab	984 a
N15017ol	0.8	0.8	94 a	6.7	52 a-d	17 a-d	3.9	1.4	0.6	66 a-c	72 b-e	0.18 bc	5289 a-c	957 ab
N15039ol	0.8	0.5	94 a	6.7	55 ab	22 ab	5.5	1.3	0.4	66 a	74 a	0.19 a	5150 a-c	962 ab
N15041ol	0.6	0.9	94 a	6.7	41 i	9 fg	5.7	2.3	0.7	61 g	70 f	0.17 f	5296 a-c	910 ab
N15044olF	0.7	0.7	93 a	6.7	43 hi	11 e-g	5.2	2.1	0.5	62 e-g	70 ef	0.17 ef	5247 a-c	914 ab
N16005	0.5	1.0	94 a	6.8	45 e-i	7 g	4.0	1.8	0.4	64 a-e	71 b-f	0.18 c-f	5170 a-c	916 ab
Mean	0.7	0.8	**93**	**6.7**	**48**	**15**	**5.0**	**1.7**	**0.4**	**64**	**71**	**0.18**	**5221**	**937**
LSD	**-**	**-**	**4**	**-**	**5**	**6**	**-**	**-**	**-**	**2**	**2**	**0.01**	**497**	**103**

[1]All yields are net, adjusted to 7% standard moisture and foreign material is deducted.
[2]Means sharing the same letter(s) are not statistically different, at P=0.05 based on the Fisher's LSD test.

Two-year Averages by Location

Table 28. Performance of genotypes at Rocky Mount, NC. Two-year averages (2019-2020).

Variety	LSK	FM	Fancy	Water	ELK	Super ELK	SS	OK	DK	SMK	Total Kernels	Support Price	Yield[1]	Value
						%						$/lb	lb/A	$/A
Bailey	0.3	0.6	89 b-d	6.8	39 a	7 a	3.4	2.3	0.2	65 a-d	71 a	0.18 a	4690 a	834 a
Bailey II	0.5	0.6	86 cd	6.9	41 a	7 a	4.0	2.2	0.1	65 a-d	71 a	0.18 a	4122 a	731 a
Emery	0.5	0.8	93 ab	7.2	47 a	14 a	3.1	1.7	0.1	66 a-d	71 a	0.18 a	4622 a	830 a
Sullivan	0.3	0.8	90 a-d	6.9	39 a	11 a	3.5	2.6	0.2	65 a-d	71 a	0.18 a	4556 a	806 a
Walton	0.3	0.5	85 d	7.2	38 a	9 a	2.2	2.2	0.0	66 a-c	71 a	0.18 a	4574 a	815 a
Wynne	0.3	0.7	95 a	7.1	42 a	13 a	3.5	1.8	0.0	65 a-d	71 a	0.18 a	4713 a	835 a
N14002olJ	0.3	0.9	94 ab	7.0	46 a	16 a	3.3	1.4	0.2	66 a-c	72 a	0.18 a	4857 a	880 a
N14004olJ	0.3	0.6	94 ab	6.9	44 a	12 a	2.9	1.7	0.8	65 a-d	71 a	0.18 a	4390 a	768 a
N14023ol	0.3	0.7	91 a-c	6.8	37 a	8 a	4.9	1.8	0.1	63 d	70 a	0.17 a	4581 a	804 a
N14027olJ	0.5	0.8	95 a	6.9	41 a	7 a	5.3	1.8	0.2	63 cd	71 a	0.18 a	4658 a	824 a
N15017ol	0.6	0.5	96 a	6.8	48 a	14 a	2.8	2.0	0.4	67 ab	72 a	0.18 a	4738 a	855 a
N15039ol	0.3	0.7	94 ab	6.9	44 a	15 a	3.8	2.0	0.1	67 a	73 a	0.18 a	4619 a	847 a
N15041ol	0.5	0.6	95 ab	7.0	40 a	9 a	5.2	1.8	0.1	64 a-d	71 a	0.18 a	4534 a	807 a
N15044olF	0.5	0.5	93 ab	7.0	37 a	7 a	4.2	1.9	0.2	64 a-d	70 a	0.18 a	4708 a	828 a
N16005	0.2	0.8	92 ab	7.0	39 a	6 a	3.9	2.2	0.3	64 b-d	70 a	0.17 a	4959 a	866 a
Mean	**0.4**	**0.7**	**92**	**6.9**	**41**	**10**	**3.7**	**2.0**	**0.2**	**65**	**71**	**0.18**	**4621**	**822**
LSD	**-**	**-**	**6**	**-**	**21**	**11**	**-**	**-**	**-**	**3**	**3**	**0.01**	**985**	**220**

[1]All yields are net, adjusted to 7% standard moisture and foreign material is deducted.
[2]Means sharing the same letter(s) are not statistically different, at P=0.05 based on the Fisher's LSD test.

Two-year Averages by Location

Table 29. Performance of genotypes at Bladen, NC. Two-year averages (2019-2020).

Variety	LSK	FM	Fancy	Water	ELK	Super ELK	SS	OK	DK	SMK	Total Kernels	Support Price	Yield[1]	Value
						%						$/lb	lb/A	$/A
Bailey	1.3	0.7	84 b	6.8	46 b-d	13 de	9.1	1.9	0.1	64 ab	75 ab	0.19 ab	3958 a	746 a
Bailey II	1.1	0.6	84 b	6.8	47 bc	16 a-d	8.1	2.1	0.3	64 ab	74 ab	0.19 a-c	4275 a	798 a
Emery	1.6	0.6	91 ab	6.8	53 a	15 b-d	5.0	1.2	0.6	68 a	74 a-c	0.19 ab	4118 a	776 a
Sullivan	1.3	0.8	83 b	6.9	43 c-e	12 de	8.0	1.8	0.6	63 ab	74 a-c	0.18 a-c	3692 a	687 a
Walton	1.0	0.7	84 b	7.8	47 bc	18 ab	5.4	1.9	0.2	67 ab	74 ab	0.19 ab	4126 a	779 a
Wynne	1.4	0.6	90 ab	6.7	46 bc	16 a-d	8.0	1.8	0.4	63 ab	74 a-c	0.18 a-c	3562 a	660 a
N14002olJ	1.3	0.5	90 ab	6.9	50 ab	19 a	7.9	1.6	0.6	65 ab	75 ab	0.19 ab	4100 a	772 a
N14004olJ	1.5	0.6	85 ab	6.8	43 c-e	14 cd	8.3	1.7	0.7	62 ab	73 a-c	0.18 b-d	3819 a	701 a
N14023ol	1.1	0.6	88 ab	6.7	35 g	7 f	10.1	2.5	0.7	59 b	73 bc	0.18 cd	4207 a	755 a
N14027olJ	1.6	1.1	93 a	6.6	42 c-f	9 ef	9.9	1.6	0.5	61 ab	73 a-c	0.18 b-d	3366 a	623 a
N15017ol	1.8	0.5	90 ab	6.5	47 bc	12 de	7.1	1.9	0.5	64 ab	74 a-c	0.18 a-c	3545 a	661 a
N15039ol	1.2	0.6	89 ab	6.5	51 ab	17 a-c	8.5	1.5	0.3	66 ab	76 a	0.19 a	4134 a	802 a
N15041ol	1.3	0.8	88 ab	6.7	36 fg	6 f	7.9	2.6	0.8	60 ab	71 c	0.17 d	3703 a	652 a
N15044olF	1.3	0.6	89 ab	6.7	38 e-g	9 ef	10.3	1.9	0.6	61 ab	74 a-c	0.18 b-d	4179 a	768 a
N16005	1.8	0.8	85 ab	6.5	40 d-g	6 f	6.2	2.5	0.6	63 ab	73 bc	0.18 b-d	3741 a	684 a
Mean	**1.4**	**0.7**	**87**	**6.8**	**44**	**13**	**8.0**	**1.9**	**0.5**	**63**	**74**	**0.18**	**3902**	**724**
LSD	**-**	**-**	**8**	**-**	**6**	**4**	**-**	**-**	**-**	**8**	**3**	**0.01**	**2656**	**513**

[1]All yields are net, adjusted to 7% standard moisture and foreign material is deducted.
[2]Means sharing the same letter(s) are not statistically different, at P=0.05 based on the Fisher's LSD test.

Two-year Averages by Location

Table 30. Performance of genotypes at Blackville, SC. Two-year averages (2019-2020).

Variety	LSK	FM	Fancy	Water	ELK	Super ELK	SS	OK	DK	SMK	Total Kernels	Support Price	Yield[1]	Value
						%						$/lb	lb/A	$/A
Bailey	0.5	1.7	84 b	5.7	38 ab	13 a-c	10.7	2.7	1.0	56 ab	70 ab	0.17 ab	4471 a	770 a
Bailey II	0.3	1.6	88 ab	5.8	49 a	19 ab	10.0	1.5	0.4	59 a	71 ab	0.18 a	4494 a	800 a
Emery	0.4	1.3	91 a	5.6	46 a	18 ab	10.1	1.9	0.9	59 a	72 a	0.18 a	3609 a	640 a
Sullivan	0.5	1.5	87 ab	6.0	40 ab	16 a-c	11.2	2.4	0.9	54 ab	69 ab	0.17 ab	3839 a	651 a
Walton	0.5	1.4	90 ab	5.8	39 ab	15 a-c	10.0	2.3	0.7	56 a	69 ab	0.17 ab	4059 a	695 a
Wynne	0.5	1.1	91 ab	5.7	39 ab	18 a-c	11.9	2.3	0.9	55 ab	69 ab	0.17 ab	4738 a	809 a
N14002olJ	0.9	2.0	91 a	5.9	39 ab	20 a	11.3	2.1	1.7	53 ab	68 ab	0.17 ab	3505 a	597 a
N14004olJ	0.6	1.6	92 a	5.9	37 ab	15 a-c	9.6	2.5	1.5	54 ab	67 ab	0.16 ab	3318 a	560 a
N14023ol	0.5	1.3	91 a	5.8	30 b	11 bc	13.3	2.8	1.3	49 b	66 b	0.16 ab	3994 a	647 a
N14027olJ	0.4	2.1	92 a	5.8	32 ab	9 bc	12.3	2.6	1.6	50 ab	67 b	0.16 ab	3947 a	641 a
N15017ol	0.6	1.8	92 a	5.9	34 ab	16 a-c	9.1	2.9	1.3	53 ab	66 b	0.16 ab	3817 a	612 a
N15039ol	0.7	1.9	90 ab	5.9	43 ab	18 ab	10.1	2.1	1.2	57 a	71 ab	0.17 ab	4084 a	714 a
N15041ol	0.5	1.8	91 a	5.9	32 ab	9 bc	11.7	2.9	1.6	51 ab	68 ab	0.16 ab	3903 a	638 a
N15044olF	0.7	1.6	91 a	6.0	35 ab	10 bc	9.9	2.5	1.0	54 ab	67 ab	0.16 ab	3649 a	604 a
N16005	0.6	1.7	91 a	5.6	40 ab	8 c	9.5	2.1	0.9	56 ab	69 ab	0.17 ab	4467 a	755 a
Mean	**0.5**	**1.6**	**90**	**5.8**	**38**	**14**	**10.7**	**2.4**	**1.1**	**54**	**69**	**0.17**	**3993**	**676**
LSD	**-**	**-**	**6**	**-**	**10**	**8**	**-**	**-**	**-**	**8**	**5**	**0.02**	**1669**	**330**

[1]All yields are net, adjusted to 7% standard moisture and foreign material is deducted.
[2]Means sharing the same letter(s) are not statistically different, at P=0.05 based on the Fisher's LSD test.

Two-year Averages by Location

Table 31. Performance of genotypes at all locations. Two-year averages (2019-2020).

Variety	LSK	FM	Fancy	Water	ELK	Super ELK	SS	OK	DK	SMK	Total Kernels	Support Price	Yield[1]	Value
						%						$/lb	lb/A	$/A
Bailey	0.8	0.9	87 e	6.5	42 c-g	11 de	5.9	2.1	0.6	63 a-c	72 a-c	0.18 a-d	4689 a	835 a
Bailey II	0.6	0.9	88 de	6.6	47 a-c	14 cd	5.3	1.9	0.5	64 a	72 ab	0.18 ab	4520 a	816 a
Emery	0.7	0.9	93 ab	6.6	49 a	16 a-c	4.8	1.8	0.7	64 ab	71 a-d	0.18 a-c	4481 a	798 a
Sullivan	0.5	1.1	90 cd	6.7	44 a-e	15 bc	6.1	2.2	0.6	62 a-d	71 a-e	0.18 a-d	4393 a	780 a
Walton	0.6	1.0	87 e	6.8	40 e-g	13 cd	5.0	2.2	0.8	63 a-c	71 b-f	0.18 b-f	4485 a	783 a
Wynne	0.7	1.0	93 ab	6.7	43 b-f	15 c	5.1	2.2	0.8	62 a-e	70 d-f	0.17 d-f	4360 a	756 a
N14002olJ	0.7	1.1	94 ab	6.6	47 a-c	19 a	6.1	1.7	1.0	62 a-d	71 b-f	0.18 a-e	4673 a	828 a
N14004olJ	0.7	0.9	92 a-c	6.5	44 b-e	14 c	5.7	1.9	1.2	62 b-e	70 c-f	0.17 c-f	4261 a	743 a
N14023ol	0.7	1.0	92 ab	6.6	38 g	10 ef	7.2	2.3	0.7	59 e	69 f	0.17 f	4659 a	804 a
N14027olJ	0.7	1.2	94 a	6.5	42 d-g	11 de	7.0	2.0	0.6	60 c-e	70 c-f	0.17 c-f	4581 a	803 a
N15017ol	0.8	1.0	93 ab	6.5	46 a-d	15 bc	5.1	2.0	0.8	63 a-c	71 b-f	0.18 a-f	4476 a	792 a
N15039ol	0.7	0.9	93 ab	6.6	48 ab	18 ab	5.8	1.8	0.8	64 ab	73 a	0.18 a	4639 a	841 a
N15041ol	0.7	1.1	93 ab	6.6	39 fg	9 ef	6.6	2.4	0.8	60 de	70 ef	0.17 ef	4470 a	770 a
N15044olF	0.7	1.0	93 ab	6.6	40 e-g	11 de	6.3	2.2	0.7	61 c-e	70 d-f	0.17 d-f	4441 a	771 a
N16005	0.7	1.1	91 bc	6.5	41 d-g	7 f	5.1	2.2	0.7	62 a-d	70 d-f	0.17 d-f	4576 a	792 a
Mean	**0.7**	**1.0**	**92**	**6.6**	**43**	**13**	**5.8**	**2.1**	**0.8**	**62**	**71**	**0.18**	**4514**	**794**
LSD	**-**	**-**	**2**	**-**	**3**	**3**	**-**	**-**	**-**	**3**	**2**	**0.01**	**579**	**116**

[1]All yields are net, adjusted to 7% standard moisture and foreign material is deducted.
[2]Means sharing the same letter(s) are not statistically different, at P=0.05 based on the Fisher's LSD test.

Three-year Averages by Location

Table 32. Performance of genotypes at Tidewater AREC (Suffolk), VA. Three-year averages (2018-2020).

Variety	LSK	FM	Fancy	Water	ELK	Super ELK	SS	OK	DK	SMK	Total Kernels	Support Price	Yield[1]	Value
						%						$/lb	lb/A	$/A
Bailey	1.0	1.0	87 c	6.6	39 c-e	9 c	4.7	2.1	0.8	64 a-c	71 ab	0.18 ab	4815 a	877 a
Bailey II	0.5	0.9	90 bc	6.6	46 ab	12 a-c	4.1	2.0	1.1	65 a	72 a	0.18 a	4617 a	848 ab
Emery	0.7	1.0	94 a	6.6	45 a-d	12 a-c	3.7	1.9	1.6	63 a-d	71 a-c	0.17 a-c	4661 a	797 ab
Sullivan	0.4	1.1	89 c	6.8	44 a-d	13 a-c	3.5	2.3	0.8	64 a-c	71 a-c	0.17 a-c	4627 a	782 ab
Walton	0.8	1.1	87 c	6.8	38 e	13 a-c	3.5	2.7	1.5	63 a-d	71 a-c	0.17 a-c	4685 a	765 ab
Wynne	0.8	1.4	93 ab	6.6	39 de	12 a-c	3.2	2.6	1.6	61 cd	69 c	0.17 c	4380 a	691 b
N14002olJ	0.7	1.1	95 a	6.5	45 a-c	14 ab	4.4	1.9	1.6	62 a-d	70 a-c	0.17 a-c	4866 a	847 ab
N14004olJ	0.6	0.9	94 a	6.6	43 a-e	12 a-c	3.9	2.0	2.0	62 a-d	70 a-c	0.17 a-c	4417 a	739 ab
N14023ol	0.6	1.1	95 a	6.8	39 de	10 bc	5.1	2.3	1.0	61 d	69 bc	0.17 bc	4874 a	823 ab
N14027olJ	0.7	1.2	94 a	6.8	41 a-e	12 a-c	5.0	2.3	0.8	61 b-d	69 a-c	0.17 a-c	4808 a	844 ab
N15017ol	0.8	1.3	95 a	6.6	46 a	13 a-c	4.1	1.9	1.1	64 a-c	71 a-c	0.18 ab	4626 a	854 ab
N15039ol	0.6	1.0	94 a	6.7	45 a-c	15 a	3.7	1.9	1.5	64 ab	72 ab	0.18 ab	4848 a	860 a
N15041ol	0.7	1.1	95 a	6.8	40 b-e	9 c	5.2	2.4	0.7	61 b-d	70 a-c	0.17 a-c	4600 a	822 ab
N15044olF	0.7	1.1	95 a	6.6	41 a-e	11 a-c	4.7	2.4	1.0	62 a-d	70 a-c	0.17 a-c	4421 a	787 ab
Mean	**0.7**	**1.1**	**93**	**6.7**	**42**	**12**	**4.2**	**2.2**	**1.2**	**63**	**70**	**0.17**	**4660**	**810**
LSD	**-**	**-**	**4**	**-**	**6**	**4**	**-**	**-**	**-**	**3**	**3**	**0.01**	**787**	**163**

[1]All yields are net, adjusted to 7% standard moisture and foreign material is deducted.
[2]Means sharing the same letter(s) are not statistically different, at P=0.05 based on the Fisher's LSD test.

Three-year Averages by Location

Table 33. Performance of genotypes at Martin Co., NC. Three-year averages (2018-2020).

Variety	LSK	FM	Fancy	Water	ELK	Super ELK	SS	OK	DK	SMK	Total Kernels	Support Price	Yield[1]	Value
	%											$/lb	lb/A	$/A
Bailey	0.6	0.7	88 d	7.2	44 d-f	10 e-g	4.4	1.7	0.4	66 a-c	72 b-e	0.18 b-d	5688 ab	1031 a
Bailey II	0.5	0.8	89 d	7.4	51 a-c	13 c-g	4.4	1.6	0.5	67 ab	73 ab	0.18 a-c	5706 ab	1054 a
Emery	0.7	0.8	93 a-c	7.3	56 a	18 a-c	3.4	1.6	0.4	68 a	73 a-c	0.19 ab	5661 ab	1049 a
Sullivan	0.4	1.0	91 cd	7.3	48 b-d	16 a-d	5.7	1.9	0.4	64 c-e	72 b-e	0.18 b-d	5175 b	939 a
Walton	0.5	0.7	89 d	8.0	46 c-e	17 a-c	3.6	1.5	0.5	67 a	73 a-d	0.18 a-d	5743 ab	1054 a
Wynne	0.6	0.9	93 bc	7.4	48 b-d	15 a-e	4.0	1.7	0.4	65 b-d	71 e-g	0.18 d-f	5274 ab	941 a
N14002olJ	0.8	0.9	96 a	7.3	52 ab	20 a	5.2	1.2	0.9	65 b-d	72 b-f	0.18 b-d	5887 a	1064 a
N14004olJ	0.6	0.8	94 ab	7.1	48 b-d	14 b-f	5.1	1.5	1.0	64 c-e	72 c-f	0.18 de	5600 ab	996 a
N14023ol	0.7	1.0	94 ab	7.5	41 f	8 g	5.3	2.0	0.7	62 ef	70 fg	0.17 e-g	5778 ab	1010 a
N14027olJ	0.6	0.8	94 ab	7.5	44 d-f	11 d-g	5.7	1.6	0.8	63 d-f	72 d-f	0.18 d-f	5819 ab	1034 a
N15017ol	0.9	0.9	95 ab	7.1	50 bc	14 b-f	3.7	1.6	0.9	66 a-c	72 b-e	0.18 cd	5604 ab	1008 a
N15039ol	0.7	0.7	93 bc	7.2	53 ab	19 ab	4.9	1.4	0.7	67 a	74 a	0.19 a	5559 ab	1033 a
N15041ol	0.6	1.0	94 ab	7.4	40 f	9 fg	5.6	2.2	1.0	61 f	70 g	0.17 g	5718 ab	985 a
N15044olF	0.6	0.9	94 ab	7.4	42 ef	9 fg	4.8	2.2	0.9	63 d-f	71 fg	0.17 fg	5819 ab	1012 a
Mean	**0.6**	**0.9**	**93**	**7.4**	**47**	**14**	**4.7**	**1.7**	**0.7**	**65**	**72**	**0.18**	**5645**	**1015**
LSD	**-**	**-**	**3**	**-**	**5**	**5**	**-**	**-**	**-**	**2**	**2**	**0.01**	**692**	**136**

[1]All yields are net, adjusted to 7% standard moisture and foreign material is deducted.
[2]Means sharing the same letter(s) are not statistically different, at P=0.05 based on the Fisher's LSD test.

Three-year Averages by Location

Table 34. Performance of genotypes at Rocky Mount, NC. Three-year averages (2018-2020).

Variety	LSK	FM	Fancy	Water	ELK	Super ELK	SS	OK	DK	SMK	Total Kernels	Support Price	Yield[1]	Value
						%						$/lb	lb/A	$/A
Bailey	0.6	0.8	89 b-d	6.8	38 a	6 a	4.3	2.6	0.4	64 a-c	71 ab	0.18 a	5360 a	947 a
Bailey II	0.7	0.7	86 d	6.9	42 a	5 a	4.1	2.3	0.2	65 a-c	72 ab	0.18 a	4738 a	843 a
Emery	0.7	1.1	93 ab	7.1	44 a	11 a	3.3	1.8	0.1	66 a	72 ab	0.18 a	5068 a	915 a
Sullivan	0.7	1.2	88 cd	6.9	37 a	9 a	4.1	3.4	0.5	63 bc	71 ab	0.17 a	4720 a	814 a
Walton	0.6	0.7	85 d	7.1	39 a	8 a	3.1	2.7	0.3	65 ab	72 ab	0.18 a	5167 a	917 a
Wynne	0.7	0.9	93 ab	7.1	40 a	10 a	3.8	2.4	0.4	64 a-c	71 ab	0.18 a	4724 a	829 a
N14002olJ	0.6	1.2	93 ab	7.0	45 a	12 a	3.8	2.2	0.7	64 a-c	71 ab	0.18 a	5284 a	924 a
N14004olJ	0.7	0.7	94 a	6.9	41 a	9 a	4.3	2.4	1.4	62 bc	71 ab	0.17 a	5102 a	865 a
N14023ol	0.6	1.1	92 a-c	6.9	37 a	6 a	5.7	2.5	0.3	61 c	70 b	0.17 a	5240 a	901 a
N14027olJ	0.6	0.9	94 a	6.9	38 a	5 a	6.3	2.4	0.4	62 bc	71 ab	0.18 a	5128 a	896 a
N15017ol	0.7	0.6	95 a	6.8	47 a	11 a	3.7	2.4	0.7	65 a-c	72 ab	0.18 a	5325 a	944 a
N15039ol	0.5	0.8	94 ab	6.9	44 a	11 a	4.0	2.4	0.4	66 ab	73 a	0.18 a	5169 a	933 a
N15041ol	0.6	0.9	94 a	7.0	39 a	7 a	5.6	2.3	0.5	63 a-c	71 ab	0.18 a	5205 a	907 a
N15044olF	0.6	1.0	93 ab	7.0	36 a	6 a	5.1	2.7	0.4	62 bc	70 b	0.17 a	5181 a	896 a
Mean	**0.6**	**0.9**	**92**	**6.9**	**41**	**8**	**4.4**	**2.5**	**0.5**	**64**	**71**	**0.18**	**5101**	**895**
LSD	**-**	**-**	**5**	**-**	**14**	**9**	**-**	**-**	**-**	**4**	**2**	**0.01**	**1173**	**209**

[1]All yields are net, adjusted to 7% standard moisture and foreign material is deducted.
[2]Means sharing the same letter(s) are not statistically different, at P=0.05 based on the Fisher's LSD test.

Three-year Averages by Location

Table 35. Performance of genotypes at Bladen, NC. Three-year averages (2018-2020).

Variety	LSK	FM	Fancy	Water	ELK	Super ELK	SS	OK	DK	SMK	Total Kernels	Support Price	Yield[1]	Value
						%						$/lb	lb/A	$/A
Bailey	1.1	0.7	84 cd	7.0	44 b-d	10 c-e	7.3	1.7	0.8	64 a-d	74 ab	0.18 a-c	4125 a	760 a
Bailey II	0.9	0.6	86 b-d	6.3	47 a-c	13 a-c	7.6	1.7	0.3	65 a-c	75 ab	0.19 ab	4632 a	871 a
Emery	1.3	0.6	91 ab	6.9	52 a	13 a-c	4.8	1.1	1.0	68 a	74 ab	0.19 ab	4339 a	811 a
Sullivan	1.0	0.8	83 d	7.2	42 c-e	10 c-e	7.4	1.5	0.6	64 a-d	74 ab	0.18 a-c	4203 a	778 a
Walton	1.0	0.7	86 b-d	7.8	47 a-c	17 a	4.8	1.6	0.3	68 a	74 ab	0.19 ab	4655 a	875 a
Wynne	1.0	0.7	88 a-d	6.8	44 bc	13 a-c	7.5	1.7	0.8	63 a-e	73 b	0.18 bc	3831 a	699 a
N14002olJ	1.0	0.6	91 ab	7.2	48 ab	16 ab	6.9	1.3	1.1	65 a-d	74 ab	0.18 a-c	4516 a	824 a
N14004olJ	1.2	0.6	89 a-d	7.0	43 b-d	12 b-d	7.8	1.4	1.6	62 b-e	73 b	0.18 bc	3946 a	706 a
N14023ol	1.0	0.7	89 a-d	6.9	34 f	6 e	9.8	2.1	1.2	59 de	73 bc	0.18 cd	4550 a	807 a
N14027olJ	1.3	1.1	93 a	6.9	38 d-f	7 de	9.6	1.6	1.3	60 c-e	73 bc	0.18 c	4049 a	717 a
N15017ol	1.4	0.6	89 a-c	6.8	43 b-d	10 c-e	6.7	1.9	0.8	64 a-e	73 b	0.18 bc	4063 a	734 a
N15039ol	1.0	0.6	89 a-c	6.9	48 a-c	14 a-c	7.4	1.3	0.6	67 ab	76 a	0.19 a	4400 a	843 a
N15041ol	1.0	0.9	89 a-d	7.0	33 f	5 e	7.8	2.4	2.5	58 e	71 c	0.17 d	4132 a	664 a
N15044olF	1.1	0.6	91 ab	6.9	36 ef	7 de	9.1	1.6	1.2	61 c-e	73 b	0.18 c	4511 a	806 a
Mean	**1.1**	**0.7**	**88**	**7.0**	**43**	**11**	**7.5**	**1.7**	**1.0**	**63**	**73**	**0.18**	**4282**	**778**
LSD	**-**	**-**	**6**	**-**	**6**	**5**	**-**	**-**	**-**	**6**	**2**	**0.01**	**1794**	**338**

[1]All yields are net, adjusted to 7% standard moisture and foreign material is deducted.
[2]Means sharing the same letter(s) are not statistically different, at P=0.05 based on the Fisher's LSD test.

Three-year Averages by Location

Table 36. Performance of genotypes at Blackville, SC. Three-year averages (2018-2020).

Variety	LSK	FM	Fancy	Water	ELK	Super ELK	SS	OK	DK	SMK	Total Kernels	Support Price	Yield[1]	Value
						%						$/lb	lb/A	$/A
Bailey	0.5	1.4	87 b	5.9	40 a-c	13 a-e	11.7	2.9	1.0	56 ab	72 a	0.18 ab	4426 a	794 a
Bailey II	0.4	1.2	89 ab	6.0	45 a	16 a-d	12.8	2.3	0.8	57 ab	73 a	0.18 a	4588 a	859 a
Emery	0.4	1.2	90 ab	5.8	45 a	17 ab	11.4	2.1	1.1	58 a	73 a	0.18 a	3775 a	697 a
Sullivan	0.6	1.2	88 ab	6.0	40 a-c	15 a-d	13.1	2.5	0.8	55 a-c	71 a	0.17 ab	4013 a	722 a
Walton	0.5	1.3	90 ab	5.9	41 ab	17 ab	12.5	2.0	0.7	56 ab	71 a	0.18 ab	4493 a	822 a
Wynne	0.5	1.2	91 ab	6.0	39 a-c	17 a-c	16.9	2.4	1.1	52 b-d	73 a	0.18 ab	4618 a	850 a
N14002olJ	0.8	1.7	93 a	5.9	41 a-c	19 a	13.2	2.1	2.2	53 a-d	70 a	0.17 ab	3696 a	654 a
N14004olJ	0.6	1.3	92 ab	5.9	38 a-c	15 a-d	12.8	2.3	2.3	52 b-d	70 a	0.17 ab	3450 a	596 a
N14023ol	0.4	1.2	90 ab	6.0	32 bc	11 c-e	15.0	2.6	1.6	49 cd	69 a	0.17 ab	4254 a	730 a
N14027olJ	0.4	1.7	89 ab	5.9	32 c	9 e	15.2	2.5	2.4	49 d	69 a	0.16 ab	4203 a	699 a
N15017ol	0.6	1.6	90 ab	5.9	38 a-c	15 a-d	10.7	2.8	1.4	54 a-d	69 a	0.17 ab	4298 a	750 a
N15039ol	0.8	1.5	92 ab	6.0	45 a	19 a	12.5	2.1	1.4	57 ab	72 a	0.18 ab	4305 a	789 a
N15041ol	0.6	1.5	90 ab	6.0	34 a-c	10 de	13.4	2.8	1.8	51 b-d	69 a	0.17 ab	4230 a	730 a
N15044olF	0.7	1.4	91 ab	6.0	38 a-c	12 b-e	10.7	2.5	1.0	55 ab	70 a	0.17 ab	4030 a	715 a
Mean	**0.6**	**1.4**	**90**	**5.9**	**39**	**15**	**13.0**	**2.4**	**1.4**	**54**	**71**	**0.17**	**4170**	**743**
LSD	**-**	**-**	**6**	**-**	**7**	**6**	**-**	**-**	**-**	**6**	**5**	**0.02**	**1214**	**264**

[1]All yields are net, adjusted to 7% standard moisture and foreign material is deducted.
[2]Means sharing the same letter(s) are not statistically different, at P=0.05 based on the Fisher's LSD test.

Three-year Averages by Location

Table 37. Performance of genotypes at all locations. Three-year averages (2018-2020).

Variety	LSK	FM	Fancy	Water	ELK	Super ELK	SS	OK	DK	SMK	Total Kernels	Support Price	Yield[1]	Value
						%						$/lb	lb/A	$/A
Bailey	0.8	0.9	87 c	6.7	41 d-f	9 de	5.9	2.1	0.6	63 a-d	72 a-d	0.18 a-d	4988 a	902 ab
Bailey II	0.6	0.8	88 c	6.8	47 ab	12 cd	5.6	1.9	0.6	65 ab	73 ab	0.18 ab	4961 a	914 a
Emery	0.7	0.9	93 ab	6.8	49 a	14 a-c	4.8	1.7	0.9	65 a	72 a-c	0.18 a-c	4832 a	874 ab
Sullivan	0.6	1.1	88 c	6.9	43 cd	13 bc	6.1	2.3	0.6	63 b-e	72 b-e	0.18 b-f	4648 a	822 ab
Walton	0.7	0.9	88 c	7.1	42 de	15 ab	5.3	2.1	0.8	64 a-c	72 a-d	0.18 a-e	5000 a	890 ab
Wynne	0.7	1.0	92 b	6.9	43 c-e	13 bc	5.6	2.2	0.9	62 c-f	71 e-g	0.17 d-g	4641 a	804 b
N14002olJ	0.8	1.1	94 a	6.8	47 a	16 a	6.2	1.7	1.3	62 c-f	71 c-g	0.18 c-f	5000 a	889 ab
N14004olJ	0.7	0.9	93 ab	6.7	43 b-d	12 bc	6.1	1.9	1.6	61 d-g	71 d-g	0.17 e-g	4647 a	805 b
N14023ol	0.7	1.0	93 ab	6.9	37 g	8 e	7.4	2.3	0.9	59 g	70 g	0.17 g	5050 a	872 ab
N14027olJ	0.7	1.1	93 ab	6.9	40 e-g	9 de	7.5	2.0	1.1	60 fg	71 e-g	0.17 fg	4948 a	867 ab
N15017ol	0.9	1.0	93 ab	6.7	46 a-c	13 bc	5.2	2.0	1.0	63 a-e	71 c-f	0.18 c-f	4878 a	879 ab
N15039ol	0.7	0.9	93 ab	6.8	47 a	16 a	5.9	1.8	1.0	64 ab	73 a	0.18 a	4955 a	907 a
N15041ol	0.7	1.1	93 ab	6.9	38 fg	8 e	6.9	2.4	1.2	60 g	70 fg	0.17 g	4886 a	845 ab
N15044olF	0.7	1.0	93 ab	6.8	40 e-g	9 de	6.3	2.3	0.9	61 e-g	71 e-g	0.17 fg	4886 a	859 ab
Mean	**0.7**	**1.0**	**91**	**6.8**	**43**	**12**	**6.1**	**2.0**	**0.9**	**62**	**71**	**0.18**	**4881**	**866**
LSD	**-**	**-**	**2**	**-**	**3**	**3**	**-**	**-**	**-**	**2**	**1**	**0.01**	**501**	**97**

[1]All yields are net, adjusted to 7% standard moisture and foreign material is deducted.
[2]Means sharing the same letter(s) are not statistically different, at P=0.05 based on the Fisher's LSD test.

PLANT MATERIAL FOR THE RAIN SHELTER TRIAL

Table 38. Names and parentage of the genotypes (advanced breeding lines and commercial varieties) evaluated at TAREC Suffolk Rain Shelters in 2020.

Genotype number	Variety/line	Parentage
1	N14001	N02006 // X05012, N02006 / N02064ol
2	N14002olJ	N03079FT // X05024, N03079FT / N02064ol
3	N15066	N02054ol // N02005 / N02054ol, X03138 /3/ N03084FT
4	N14023ol	N01015T / N00098ol (Gre), X02083 (F2-01-S-01-S-05: F07) // Sugg
5	N15053	N08082olJCT // X09019, N08082olJCT / Florida Fancy
6	N15060	Bailey*2 / Brantley, N08086olJCT // SPT 07-01, NC-V 11 / GP-NC WS 11
7	N16012	N08082olJCT /3/ X09008, N08082olJCT // SPT 07-01, NC-V 11 / GP-NC WS 11
8	N16021	N08082olJCT // X09019, N08082olJCT / Florida Fancy
9	N17036	Emery /3/ N11035olSrT, N03079FT*2 / Brantley, X03151 // Sugg
10	N17037	Emery /3/ N11035olSrT, N03079FT*2 / Brantley, X03151 // Sugg
11	N17045	Bailey*2 / Brantley, N10053ol /3/ CRSP 1050-110, Florida MDR 98 / Bayo Grande, 0020-20 // FNC94022-1-2-1-1-b3-B (I6), N91026E / PI 576638
12	N17047	Bailey*2 / Brantley, N10053ol /3/ CRSP 1050-110, Florida MDR 98 / Bayo Grande, 0020-20 // FNC94022-1-2-1-1-b3-B (I6), N91026E / PI 576638
13	N04074FCT (ck)	N97070 / N96029
14	SPT06-07 (ck)	DP-1 (UF97318) // C-99R (UF94320) / GP-NC WS 12
15	Bailey II	Bailey / XO7016 (BC2F1 – 04:F01)
16	Walton	2000x10-1-B2-3-2-2/97x48-HO3-7-B2-2-b3-B

Picture of Rainout Shelters used in this test.

Cultural Practices for Rain Shelter Trial

Table 39. Cultural practices for the Rain Shelter Trial in 2020.

Planting Date: 5/27/2020		**Plots covered: 7/29/2020**	
Harvest Date: 11/20/2020		**Plots uncovered:10/19/2020**	
Cultivation: Conventional Till			
Landplaster:	7/16/2020	Landplaster	1800 lbs/A
Fertility:	5/27/2020	Optimize	15 oz/A
	7/15/2020	Kickstand	32 oz/A
	7/15/2020	Boron	32 oz/A
	7/15/2020	ENC	32 oz/A
	7/23/2020	Boron	32 oz/A
	7/23/2020	Kickstand	32 oz/A
	7/23/2020	ENC	32 oz/A
Herbicides:	5/27/2020	Prowl H_2O	32 oz/A
	5/27/2020	Dual/ Medal EC	16 oz/A
	5/27/2020	Valor	2 oz/A
	6/24/2020	Storm	24 oz/A
	6/24/2020	Zinc	16 oz/A
	6/24/2020	Surfactant	32 oz/A
	6/24/2020	Select	10 oz/A
	6/24/2020	Basagram	24 oz/A
	6/24/2020	Cropoil (Agridex)	16 oz/A
	7/15/2020	Select	16 oz/A
	7/15/2020	Storm	24 oz/A
Insecticides:	5/27/2020	Velum Total	18 oz/A
	6/8/2020	Acephate	8 oz/A
	6/19/2020	Acephate	12 oz/A
	7/6/2020	Acephate	12 oz/A
	8/11/2020	Comite	32 oz/A
	8/11/2020	Besiege	9 oz/A
Fungicides:	7/6/2020	Bravo	24 oz/A
	7/23/2020	Miravis	3.4 oz/A
	8/19/2020	Bravo	24 oz/A
	8/19/2020	Omega 500	16 oz/A
	8/24/2020	Elatus	9 oz/A

2019 Results for Rain Shelter Trial

Table 40. Average percent of jumbo[1] and fancy[2] pods based on farmers' grade and average of pod brightness[3] (Hunter L Score) for fancy and jumbo pods at TAREC Suffolk Rain Shelters in 2020

Variety	% Jumbo	L Score Jumbo	% Fancy	L Score Fancy
N14001	52 a-d	40 ab	37 a-d	39 a
N14002	56 a-d	38 ab	33 a-f	35 a
N15066	74 a	41 ab	19 fg	35 a
N14023	61 a-c	39 ab	26 c-g	40 a
N15053	54 a-d	42 ab	36 a-e	42 a
N15060	61 ab	39 ab	29 b-g	39 a
N16012	72 a	39 ab	20 e-g	38 a
N16021	65 ab	38 ab	24 d-g	36 a
N17036	76 a	42 ab	15 g	38 a
N17037	63 ab	38 ab	27 c-g	39 a
N17045	52 a-d	44 ab	35 a-f	40 a
N17047	44 b-d	42 ab	42 a-c	35 a
N04074FCT (ck)	42 b-d	40 ab	46 ab	43 a
SPT06-07 (ck)	33 d	37 b	39 a-d	37 a
Bailey II	42 b-d	45 a	48 a	43 a
Walton	36 cd	39 ab	41 a-d	38 a
Mean	**55**	**40**	**32**	**39**
LSD	**25**	**9**	**17**	**8**

[1] Pods that rode a 38/64 inch opening on the pre-sizer.
[2] Pods that fell through a 38/64 inch opening but rode a 34/64 inch opening on the pre-sizer.
[3]The higher the number, the brighter the pod.
[4] Means sharing the same letter(s) are not statistically different, at P=0.05 based on the Fisher's LSD test.

2019 Results for Rain Shelter Trial

Table 41. Performance of genotypes at TAREC Suffolk Rain Shelters in 2020.

Variety	LSK	FM	Fancy	Water	ELK	Super ELK	SS	OK	DK	SMK	Total Kernels	Support Price	Yield[1]	Value
	%											$/lb	lb/A	$/A
N14001	3.4	1.8	89 ab	10.6	44 a	19 a	5.6	4.4	2.5	55 a	67 ab	0.16 a	2361 ab	369 ab
N14002	2.7	3.3	89 ab	9.6	35 a	16 a	6.2	3.9	3.0	51 a	65 ab	0.15 a	2056 ab	300 ab
N15066	4.0	2.7	92 a	11.1	37 a	17 a	3.0	4.9	2.4	53 a	64 ab	0.15 a	1899 ab	276 ab
N14023	5.0	2.6	87 ab	10.4	39 a	17 a	4.8	4.1	2.4	54 a	65 ab	0.15 a	1699 ab	259 ab
N15053	4.4	2.6	90 ab	10.6	35 a	14 a	4.7	4.9	2.7	52 a	65 ab	0.15 a	1851 ab	280 ab
N15060	3.0	2.9	90 ab	10.4	34 a	16 a	3.6	5.4	2.2	49 a	61 b	0.14 a	2415 ab	356 ab
N16012	2.7	1.9	91 a	10.3	41 a	19 a	4.5	4.5	2.0	55 a	66 ab	0.16 a	2385 ab	367 ab
N16021	4.6	5.5	89 ab	11.5	33 a	15 a	2.2	5.6	2.6	51 a	62 ab	0.14 a	1201 b	160 b
N17036	4.4	2.5	91 a	9.5	39 a	18 a	5.5	4.0	1.8	52 a	64 ab	0.15 a	2046 ab	315 ab
N17037	4.3	2.7	90 ab	10.8	41 a	17 a	3.9	3.7	3.9	55 a	67 ab	0.15 a	1908 ab	291 ab
N17045	3.0	1.5	87 ab	9.4	37 a	17 a	4.5	3.8	2.7	54 a	65 ab	0.15 a	3409 a	514 ab
N17047	3.4	2.0	86 ab	10.9	41 a	19 a	5.1	4.8	2.6	53 a	66 ab	0.15 a	1864 ab	283 ab
N04074FCT (ck)	3.6	1.8	87 ab	10.3	45 a	21 a	3.5	4.2	0.8	60 a	69 ab	0.17 a	2991 ab	497 ab
SPT06-07 (ck)	5.6	2.9	72 c	10.2	34 a	14 a	5.3	5.0	2.5	54 a	68 ab	0.16 a	1412 b	221 ab
Bailey II	2.4	1.5	90 ab	8.9	47 a	23 a	7.4	3.6	0.9	58 a	71 a	0.17 a	3394 a	573 a
Walton	4.3	2.7	77 bc	10.5	38 a	15 a	4.4	4.2	1.4	57 a	68 ab	0.16 a	2068 ab	347 ab
Mean	**3.8**	**2.5**	**87**	**10.3**	**39**	**17**	**4.6**	**4.4**	**2.2**	**54**	**66**	**0.15**	**2185**	**339**
LSD	**-**	**-**	**13**	**-**	**14**	**10**	**-**	**-**	**-**	**12**	**9**	**0.04**	**1922**	**359**

[1]All yields are net, adjusted to 7% standard moisture and foreign material is deducted.
[2]Means sharing the same letter(s) are not statistically different, at P=0.05 based on the Fisher's LSD test.

2019 Results for Rain Shelter Trial

Table 42. Performance of genotypes at TAREC Suffolk Rain Shelters. Two-year averages (2019-2020).

Variety	LSK	FM	Fancy	Water	ELK	Super ELK	SS	OK	DK	SMK	Total Kernels	Support Price	Yield[1]	Value
						%						$/lb	lb/A	$/A
N14023	3.2	2.3	89 a	9.5	27 a	9 a	4.4	3.5	2.7	51 b	61 c	0.14 b	2005 a	278 b
N17045	1.9	1.2	86 a	8.9	36 a	12 a	4.6	2.6	2.2	58 a	67 ab	0.16 a	3207 a	510 a
N17047	2.2	1.6	86 a	9.3	34 a	13 a	4.8	3.3	2.9	54 ab	66 bc	0.15 ab	2386 a	358 ab
N04074FCT (ck)	2.4	1.7	82 a	9.5	34 a	12 a	3.5	3.4	1.2	60 a	68 ab	0.16 a	2899 a	473 ab
SPT06-07 (ck)	4.9	2.1	51 b	8.9	27 a	7 a	6.6	3.9	1.8	58 a	71 a	0.17 a	2130 a	361 ab
Mean	**2.9**	**1.8**	**79**	**9.2**	**31**	**11**	**4.8**	**3.3**	**2.1**	**56**	**67**	**0.16**	**2525**	**396**
LSD	**-**	**-**	**19**	**-**	**17**	**13**	**-**	**-**	**-**	**6**	**5**	**0.02**	**1244**	**216**

[1]All yields are net, adjusted to 7% standard moisture and foreign material is deducted.
[2]Means sharing the same letter(s) are not statistically different, at P=0.05 based on the Fisher's LSD test.